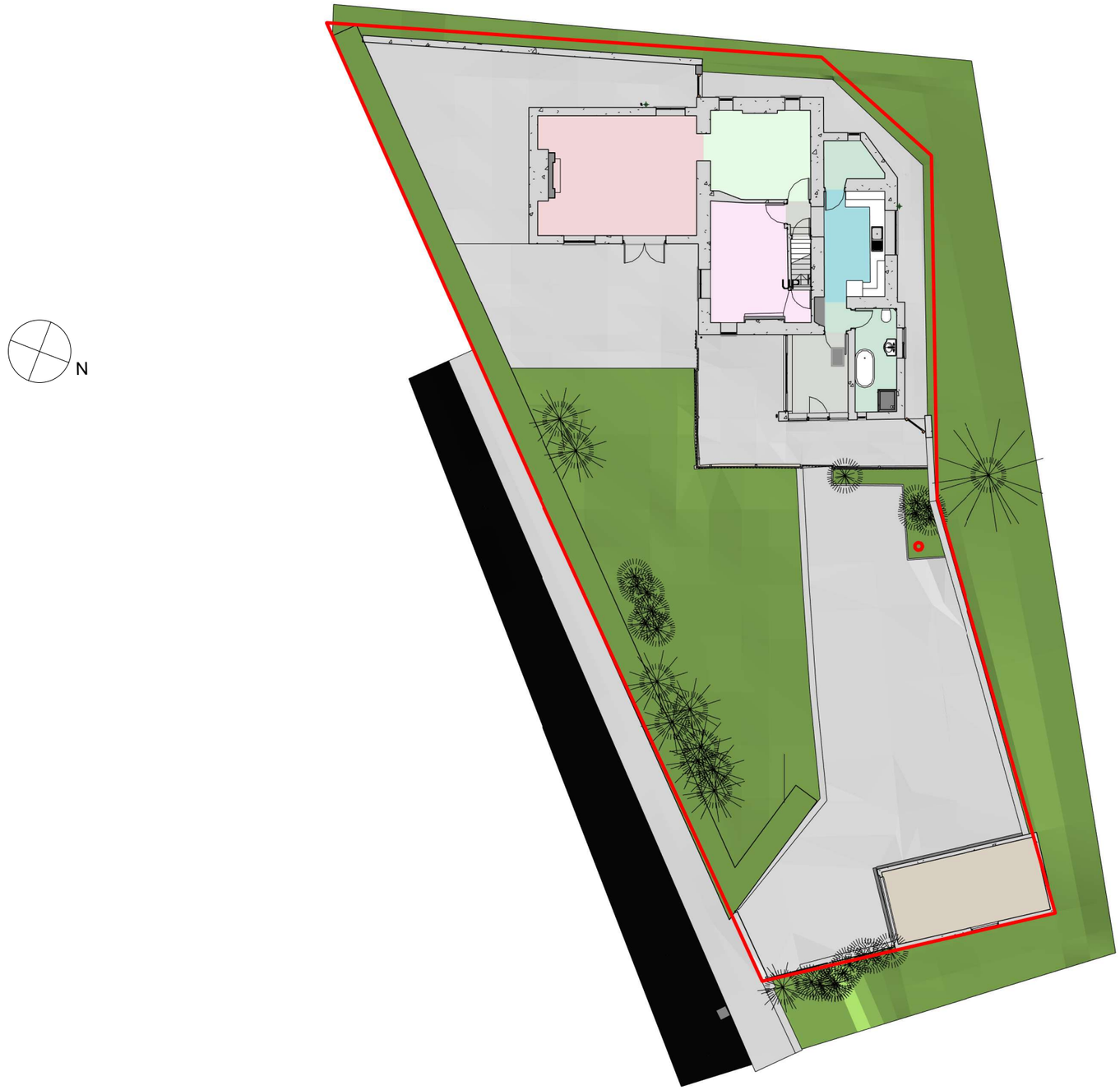

1 GROUND FLOOR PLAN WITH SITE

1 : 200

0m 4m 8m 12m 16m 20m

VISUAL SCALE 1:200 @ A3

*All dimensions to be checked on site prior to the contractor starting work. This drawing does not indicate structural design - a Structural Engineer should be appointed to undertake detailed structural design and calculations. This drawing has been prepared solely for the purposes of obtaining planning consent and should not be used for construction purposes. No liability will be accepted should this drawing be used for anything other than a planning drawing.

MHA
MANNING HOLDEN ARCHITECTS

PROJECT
Broadoaks Cottage, DE5 3RG

SHEET
Existing Ground Floor Plan with site

CLIENT
Richard Clarke

Date	Project number	Scale (@ A3)
08.06.2026	0515	1 : 200

Drawn by: Author
Checked by: Checker
DRAWING NUMBER: GP-EX-01
REV:

06/07/2026 14:41:49

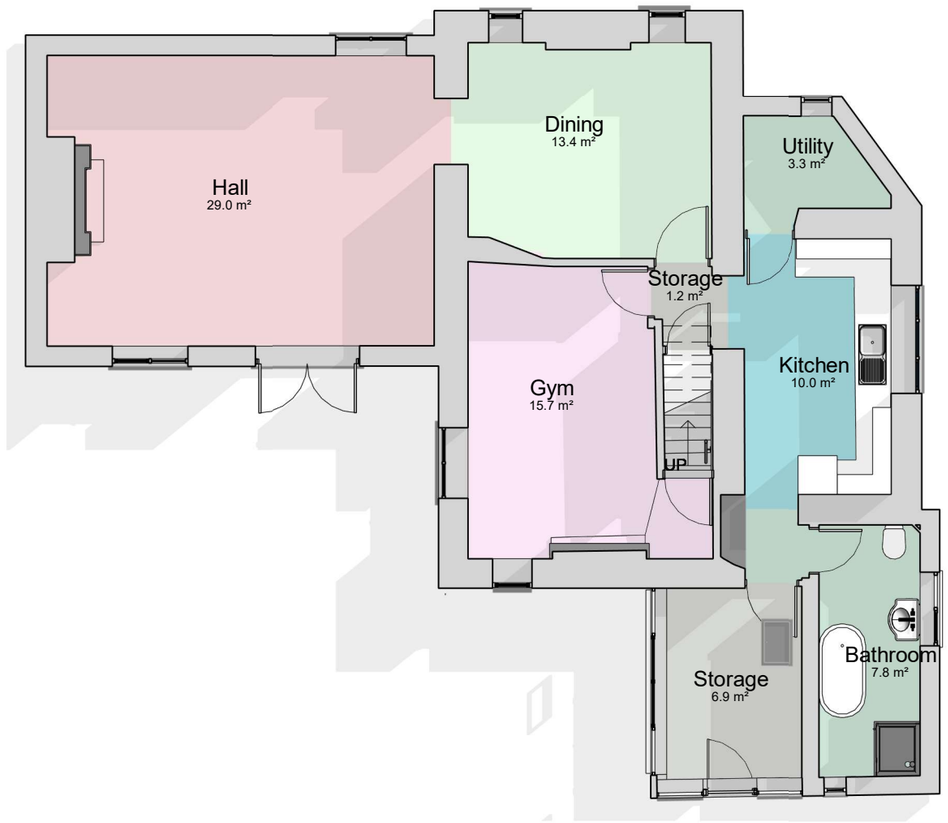

1 GROUND FLOOR PLAN

1 : 100

MHA
MANNING HOLDEN ARCHITECTS

0m 2m 4m 6m 8m 10m

N

VISUAL SCALE 1:100 @ A3

*All dimensions to be checked on site prior to the contractor starting work. This drawing does not indicate structural design - a Structural Engineer should be appointed to undertake detailed structural design and calculations. This drawing has been prepared solely for the purposes of obtaining planning consent and should not be used for construction purposes. No liability will be accepted should this drawing be used for anything other than a planning drawing.

PROJECT
Broadoaks Cottage, DE5 3RG

SHEET
Existing Ground Floor Plan

CLIENT
Richard Clarke

Date	Project number	Scale (@ A3)
08.06.2026	0515	1 : 100

Drawn by: AM
Checked by: MM
DRAWING NUMBER: GP-EX-07
REV:

06/07/2026 14:41:50

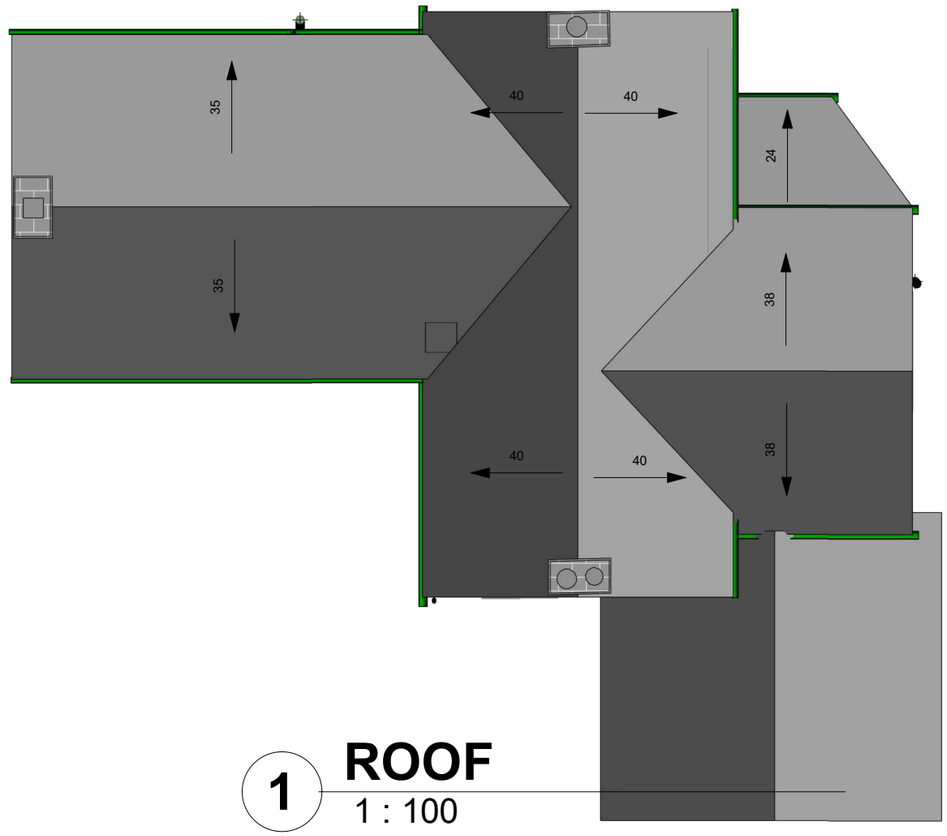

1 **ROOF**
1 : 100

0m 2m 4m 6m 8m 10m

N

VISUAL SCALE 1:100 @ A3

*All dimensions to be checked on site prior to the contractor starting work. This drawing does not indicate structural design - a Structural Engineer should be appointed to undertake detailed structural design and calculations. This drawing has been prepared solely for the purposes of obtaining planning consent and should not be used for construction purposes. No liability will be accepted should this drawing be used for anything other than a planning drawing.

MHA
MANNING HOLDEN ARCHITECTS

PROJECT
Broadoaks Cottage, DE5 3RG

SHEET
Existing Roof Plan

CLIENT
Richard Clarke

Date	Project number	Scale (@ A3)
08.06.2026	0515	1 : 100
Drawn by: AM	DRAWING NUMBER: GP-SP-02	REV
Checked by: Checker		

06/07/2026 14:41:50



1 ELEVATION-01
1 : 100



2 ELEVATION-02
1 : 100

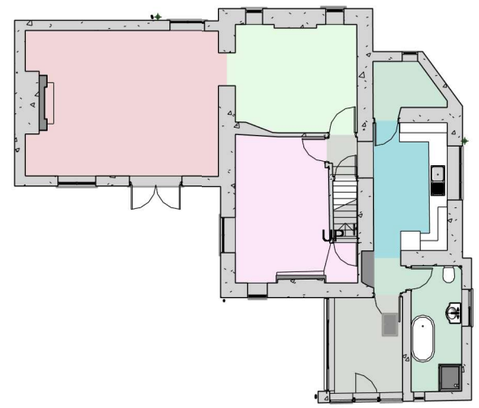

3 ELEVATIONS LOCATIONS
1 : 200

MHA
MANNING HOLDEN ARCHITECTS

0m 2m 4m 6m 8m 10m

VISUAL SCALE 1:100 @ A3

*All dimensions to be checked on site prior to the contractor starting work. This drawing does not indicate structural design - a Structural Engineer should be appointed to undertake detailed structural design and calculations. This drawing has been prepared solely for the purposes of obtaining planning consent and should not be used for construction purposes. No liability will be accepted should this drawing be used for anything other than a planning drawing.

PROJECT: Broadoaks Cottage, DE5 3RG

SHEET: Existing Elevation 01

CLIENT: Richard Clarke

Date	Project number	Scale (@ A3)
08.06.2026	0515	As indicated
Drawn by: AM	DRAWING NUMBER: GE-EX-01	REV
Checked by: MM		

06/07/2026 14:41:52

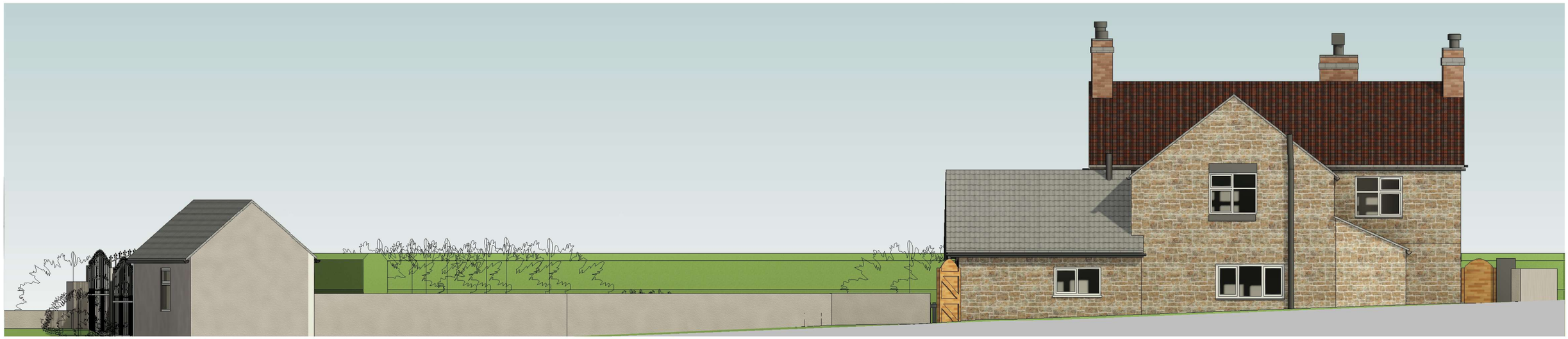

1 ELEVATION-03

1 : 100



2 ELEVATION-04

1 : 100

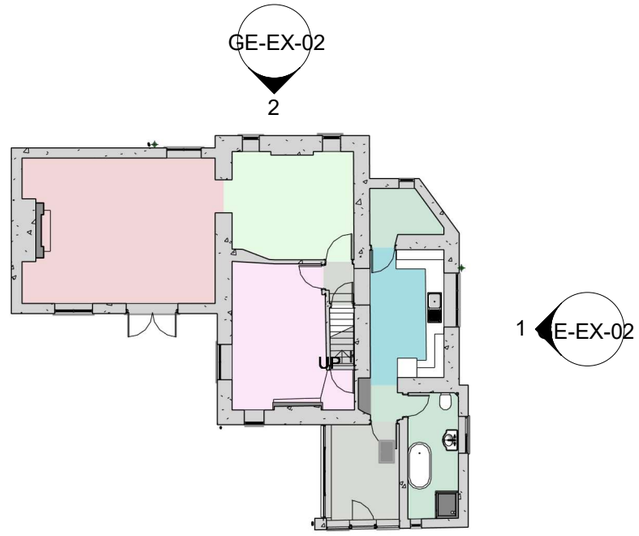

3 ELEVATIONS LOCATIONS 02

1 : 200

MHA
MANNING HOLDEN ARCHITECTS

0m 2m 4m 6m 8m 10m

VISUAL SCALE 1:100 @ A3

*All dimensions to be checked on site prior to the contractor starting work. This drawing does not indicate structural design - a Structural Engineer should be appointed to undertake detailed structural design and calculations. This drawing has been prepared solely for the purposes of obtaining planning consent and should not be used for construction purposes. No liability will be accepted should this drawing be used for anything other than a planning drawing.

PROJECT
Broadoaks Cottage, DE5 3RG

SHEET
Existing Elevation 02

CLIENT
Richard Clarke

Date	Project number	Scale (@ A3)
08.06.2026	0515	As indicated
Drawn by: AM	DRAWING NUMBER: GE-EX-02	REV
Checked by: MM		

06/07/2026 14:41:54