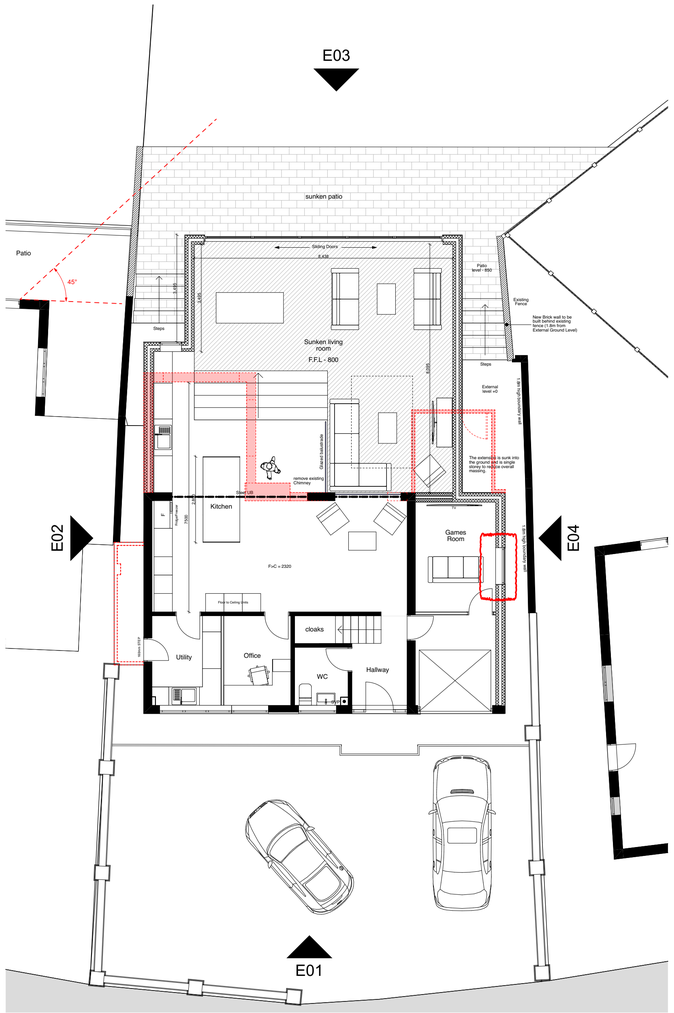

GROUND FLOOR (PROPOSED)
1:100

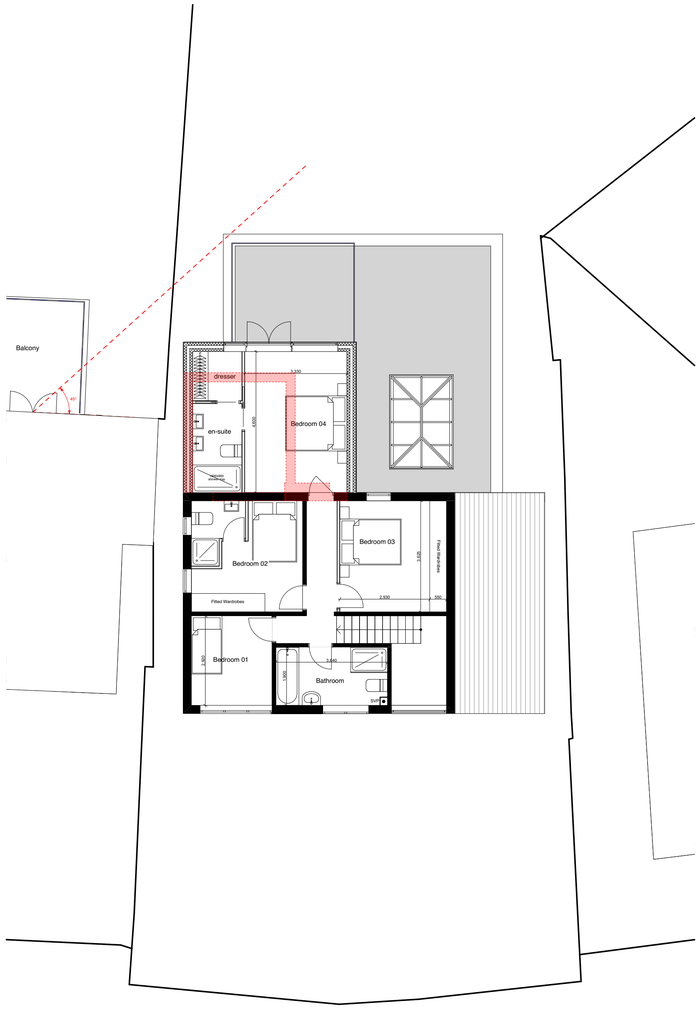

FIRST FLOOR (PROPOSED)
1:100

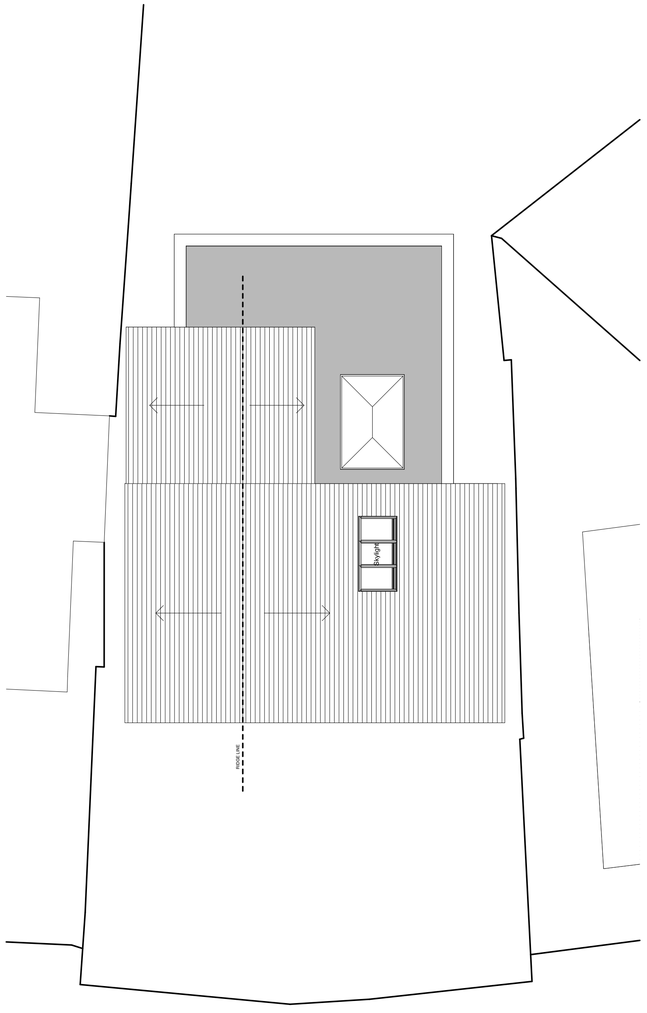

ROOF PLAN (PROPOSED)
1:100



E01 FRONT (NORTH)
1:100



E02 SIDE (EAST)
1:100

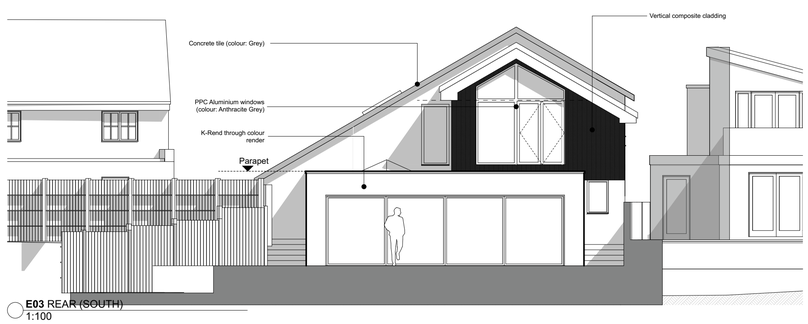

E03 REAR (SOUTH)
1:100

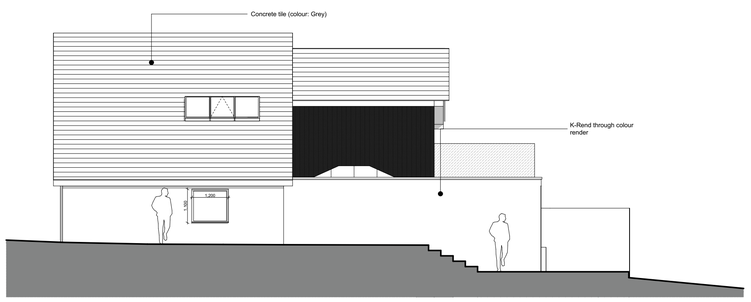

E04 SIDE (WEST)
1:100

notes

This drawing is prepared for the purposes of obtaining Planning Permission and Building Regulation Approval only.

Unless stated otherwise, the designs shown are subject to detailed site survey, investigations, and legal definition, the CDM Regulations, and the comments and/or approval of the various relevant Local Authority Officers, Statutory Undertakers, Fire Officers, Engineers and the like.

The Contractor is to check and clarify all levels, dimensions, drainage construction and specification prior to any works starting on site. The Contractor is to inform the Client in writing of any proposed variations to the design before the work is carried out.

All materials shall be fixed, applied or mixed in accordance with all of the manufacturers instructions, recommendations & specifications. All materials shall be fit for the purposes that they are to be used for.

It is the responsibility of the owner / client to serve a notice on the adjoining or adjacent neighbours for the proposed works under 'The Party Wall Act 1996'.

key

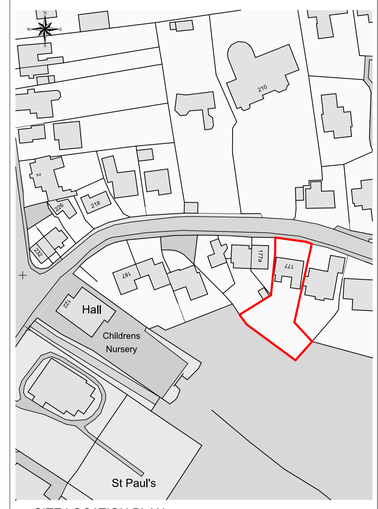

SITE LOCATION PLAN
1:1250

revision	date	description

REV B 10/07/26 - Cladding treatment to all elevations revised following client meeting.
REV A 14/11/22 - Ground Floor, window added to Games Room 1200x1100.

IC ARCHITECTURE

Tel: +44(0)7989539101
Email : iancurran81@hotmail.com

- Do not scale from this drawing
- All dimensions to be checked on site by the Contractor
- And such dimensions to be their responsibility
- Report all drawing errors and omissions to the Architectural designer
- All dimensions in millimeters unless noted otherwise
- If in doubt ask

Client	MR G.MATHOON
job title	177 BURLEY LANE, QUARNDON
drawing title	PROPOSED PLANS & ELEVATIONS
status	PLANNING
date	SEPTEMBER 2024
scale	SEE DRAWING
drawing number	BUR004
revision	B