

1 00 Site Plan - Existing
1 : 200

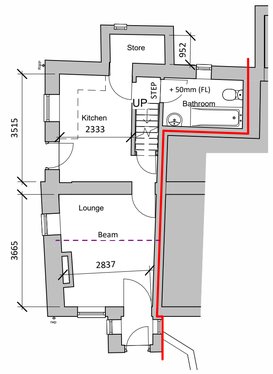

2 02a GF Existing
1 : 100

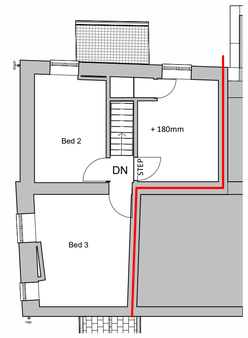

3 03a FF Existing
1 : 100

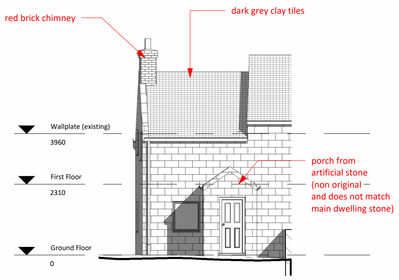

4 10 Front Existing (East)
1 : 100

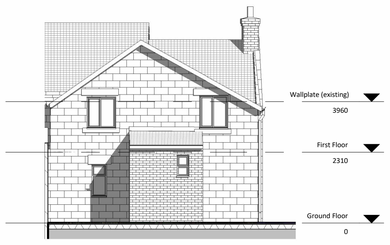

5 10 Rear Existing (West)
1 : 100

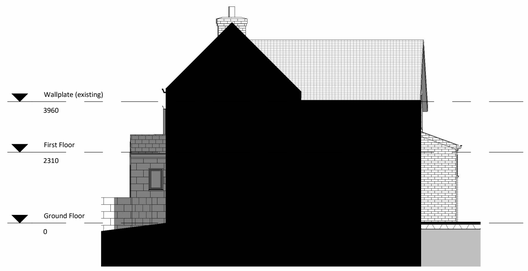

6 10 Side 1 Existing (North)
1 : 100



7 10 Side 2 Existing (South)
1 : 100

NOTES
- Do not scale from this drawing.
- Due the nature of the project (existing property) dimensions may vary on site to those shown.
- The contractor and any specialist designers are responsible for checking all dimensions, tolerances etc before works commence or any materials are ordered / manafactured
- Any discrepancies to be reffered to the designer.
- Refer to structural engineers drawings for all structural elements. Structural elements denoted on this drawing are for information only.
- All dimensions are structural i.e. before plaster or other finishes unless stated therwise
-This drawing is copywright of Stonehouse Architectural Ltd and must not be reproduced without authorisation.

STONEHOUSE & CO
ARCHITECTURAL DESIGN

Rev	Description	Date

CODE	SUITABILITY DESCRIPTION
STATUS	PURPOSE OF ISSUE

PROJECT
Moreno, Horsely Lane, DE21 5BH

TITLE
Existing Plans and Elevations

CLIENT
Mr D Rothwell

DRAWN BY	CHECKED BY	DATE
bl	bl	07/07/26

SCALE (@ A1)	PROJECT NUMBER
As indicated	J26-031

DRAWING NUMBER	REV
A100	

16/07/2026 16:02:47

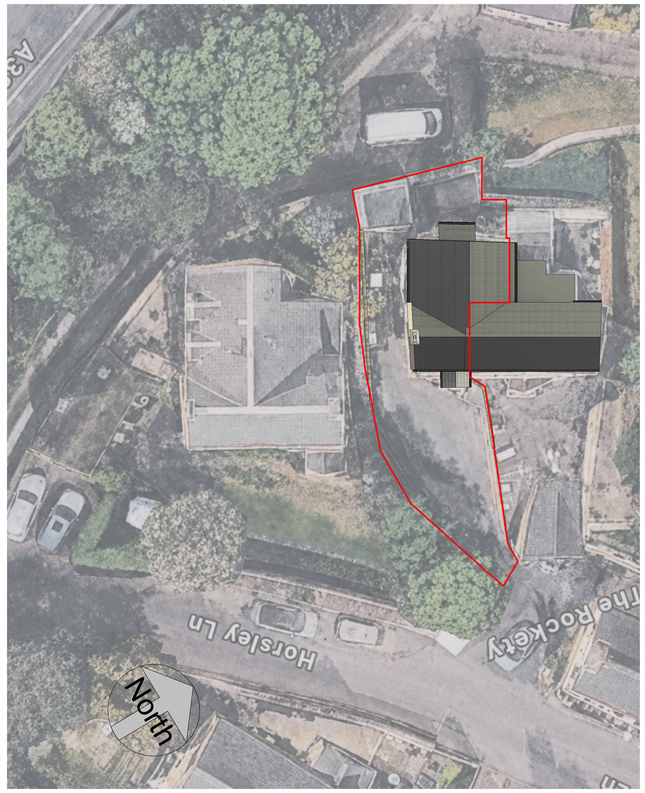

1 00 Site Plan - Proposed
1 : 200

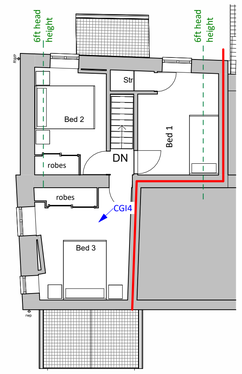

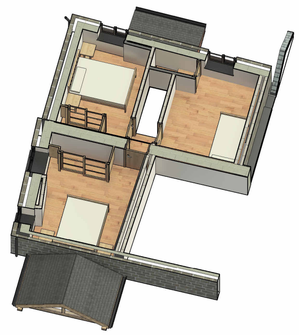

3 03b FF Proposed
1 : 100

CGI 4 - BED 3



CGI 2 - KITCHEN LOOKING TO LOUNGE



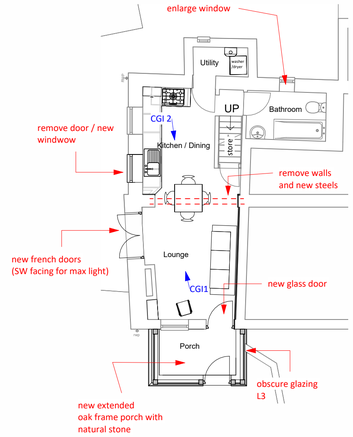

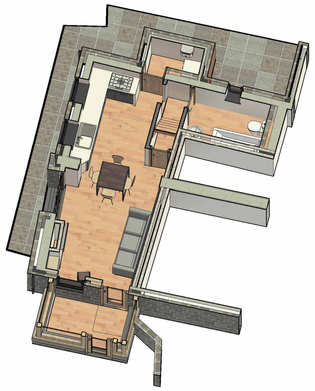

2 02b GF Proposed
1 : 100

NOTES
- Do not scale from this drawing.
- Due the nature of the project (existing property) dimensions may vary on site to those shown.
- The contractor and any specialist designers are responsible for checking all dimensions, tolerances etc before works commence or any materials are ordered / manafactured
- Any discrepancies to be reffered to the designer.
- Refer to structural engineers drawings for all structural elements. Structural elements denoted on this drawing are for information only.
- All dimensions are structural i.e. before plaster or other finishes unless stated therwise
-This drawing is copywright of Stonehouse Architectural Ltd and must not be reproduced without authorisation.

STONEHOUSE & CO
ARCHITECTURAL DESIGN

Rev	Description	Date

CODE	SUITABILITY DESCRIPTION
STATUS	PURPOSE OF ISSUE

PROJECT
Moreno, Horsely Lane, DE21 5BH

TITLE
Proposed Plans

CLIENT
Mr D Rothwell

DRAWN BY	CHECKED BY	DATE
bl	bl	07/07/26

SCALE (@ A1)	PROJECT NUMBER
As indicated	J26-031

DRAWING NUMBER	REV
A200	

16/07/2026 16:03:03

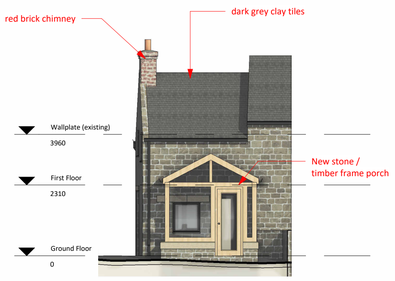

1 11 Front Proposed (East)
1 : 100

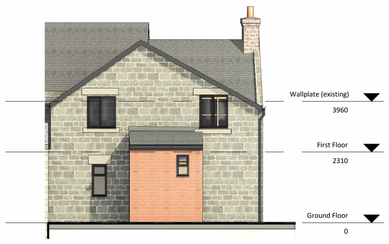

2 11 Rear Proposed (West)
1 : 100



I3 Front Isometric

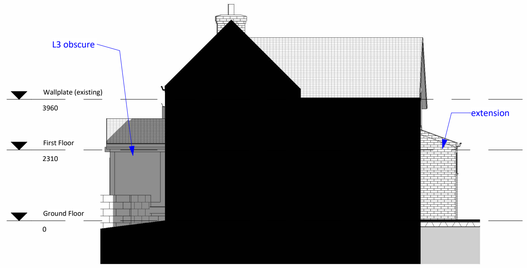

3 11 Side 1 Proposed (North)
1 : 100

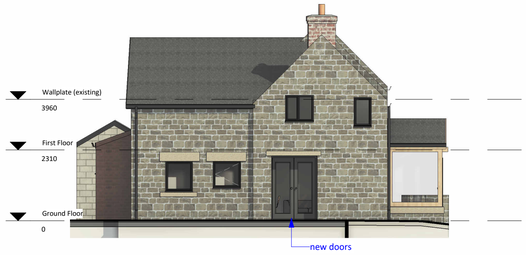

4 11 Side 2 Proposed (South)
1 : 100

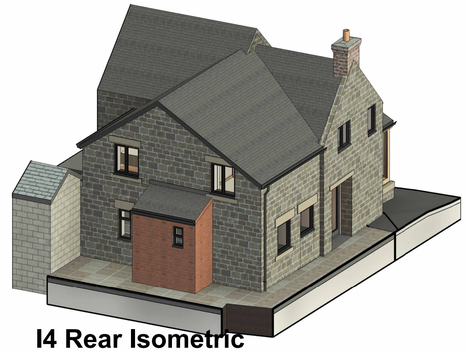

I4 Rear Isometric

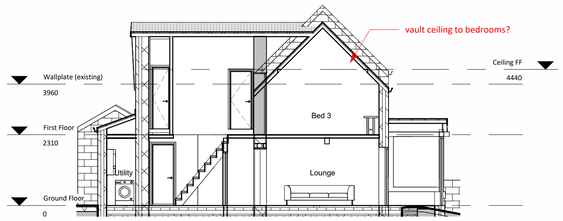

6 Proposed Section
1 : 100

NOTES
- Do not scale from this drawing.
- Due the nature of the project (existing property) dimensions may vary on site to those shown.
- The contractor and any specialist designers are responsible for checking all dimensions, tolerances etc before works commence or any materials are ordered / manafactured
- Any discrepancies to be reffered to the designer.
- Refer to structural engineers drawings for all structural elements. Structural elements denoted on this drawing are for information only.
- All dimensions are structural i.e. before plaster or other finishes unless stated therwise
-This drawing is copywright of Stonehouse Architectural Ltd and must not be reproduced without authorisation.

STONEHOUSE & CO
ARCHITECTURAL DESIGN

Rev	Description	Date

CODE	SUITABILITY DESCRIPTION
STATUS	PURPOSE OF ISSUE

PROJECT
Moreno, Horsely Lane, DE21 5BH

TITLE
Proposed Elevations

CLIENT
Mr D Rothwell

DRAWN BY	CHECKED BY	DATE
bl	bl	07/07/26

SCALE (@ A1)	PROJECT NUMBER
1 : 100	J26-031

DRAWING NUMBER	REV
A201	

16/07/2026 16:03:24