

2 Elevation 1 - a
1 : 100



3 Elevation 2 - a
1 : 100



4 Elevation 3 - a
1 : 100

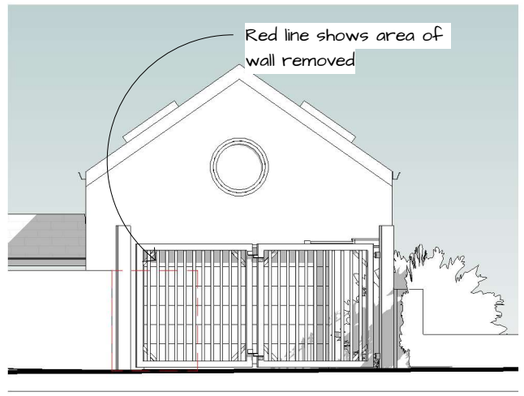

8 Elevation 2 - a1
1 : 100



5 Elevation 4 - a
1 : 100

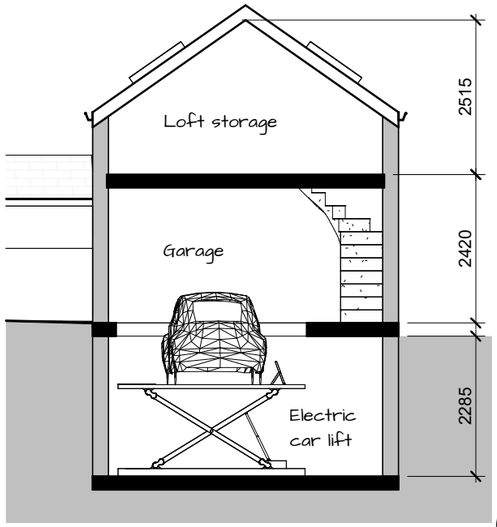

6 Section 1 - Garage
1 : 100

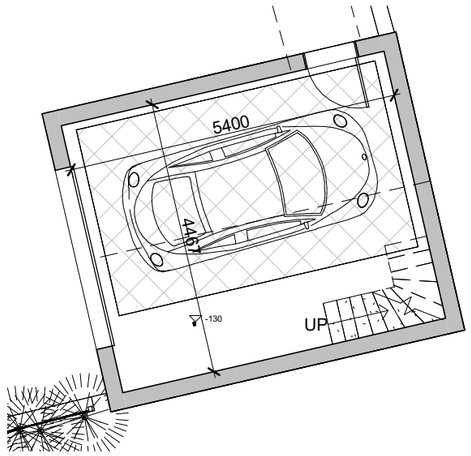

7 Garage plan
1 : 100

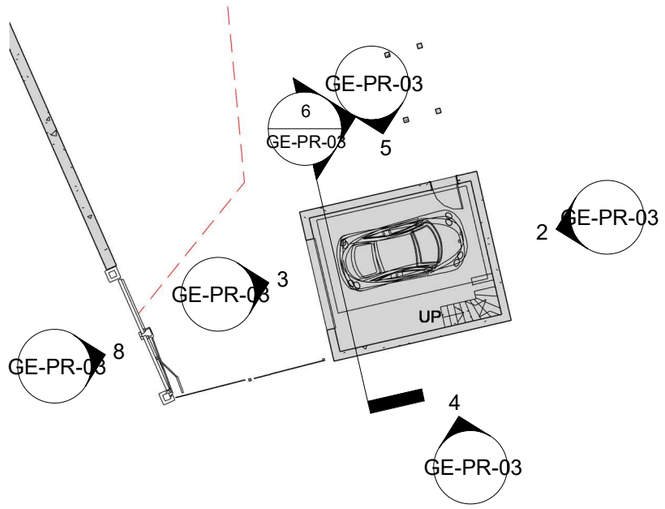

1 GARAGE ELEVATIONS LOCATIONS 03
1 : 200

MANNING HOLDEN ARCHITECTS

0m 2m 4m 6m 8m 10m

VISUAL SCALE 1:100 @ A3

*All dimensions to be checked on site prior to the contractor starting work. This drawing does not indicate structural design - a Structural Engineer should be appointed to undertake detailed structural design and calculations. This drawing has been prepared solely for the purposes of obtaining planning consent and should not be used for construction purposes. No liability will be accepted should this drawing be used for anything other than a planning drawing.

PROJECT: Broadoaks Cottage, DE5 3RG

SHEET: Proposed Garage

CLIENT: Richard Clarke

Date	Project number	Scale (@ A3)
08.06.2026	0515	As indicated

Drawn by: AM

Checked by: MM

DRAWING NUMBER: GE-PR-03

REV:

23/07/2026 14:04:28