PRELIMINARY - NOT FOR CONSTRUCTION



See details for stone surrounds to windows

Proposed East Elevation
Scale 1 : 50

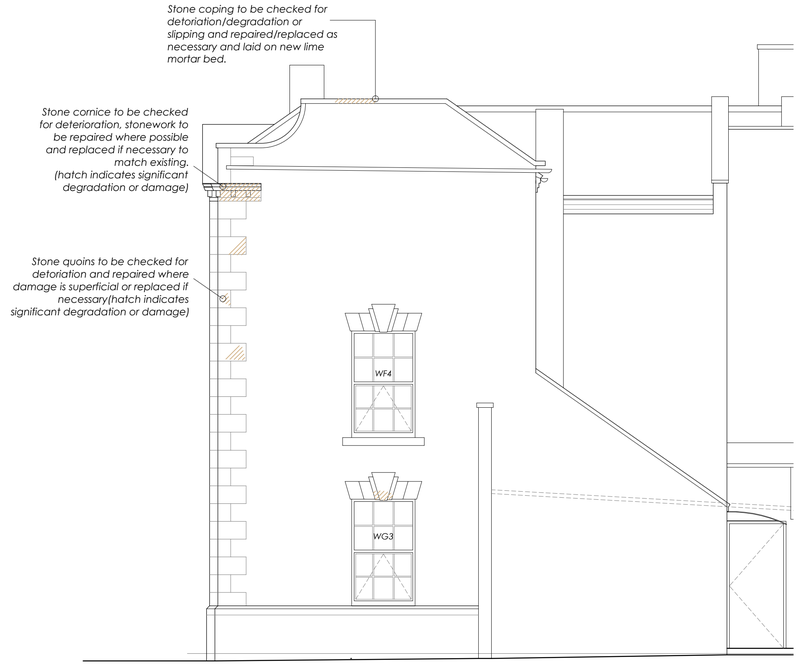

See details for stone surrounds to windows

Proposed North Elevation
Scale 1 : 50

Check background is clean and dry. If walls are saturated the cause of this needs to be investigated and remedied prior to the commencement of re-rendering.

Any cracks should be cleaned out and sealed with NHL pointing mortar.

Walls to be rendered using Natural Hydraulic Lime Render all in accordance with good practice and manufacturers recommendations and instructions.

RE-POINTING:

Old, loose, damaged or inappropriate mortar to be removed from joints avoiding damage to adjacent masonry. Rake out and re-point with natural hydraulic lime NHL 3.5.

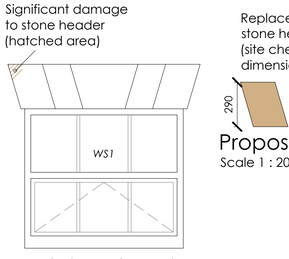

Existing Elevation
Scale 1 : 20

Proposed Elevation
Scale 1 : 20

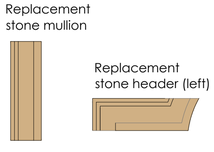

Proposed Elevation
Scale 1 : 20

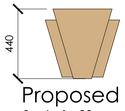

Proposed Elevation
Scale 1 : 20

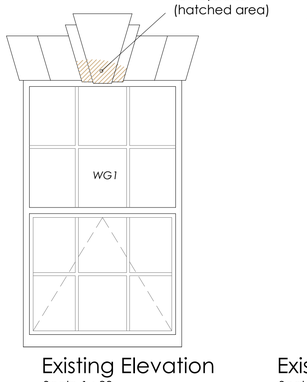

Existing Elevation
Scale 1 : 20

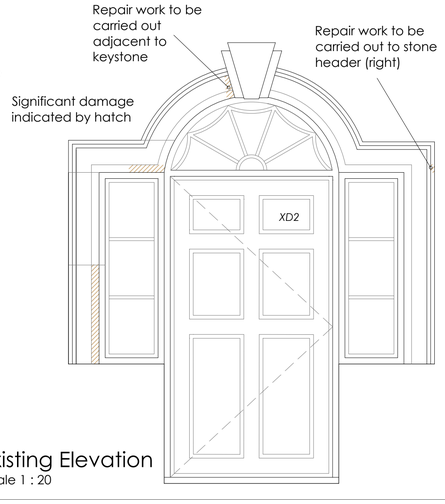

Existing Elevation
Scale 1 : 20

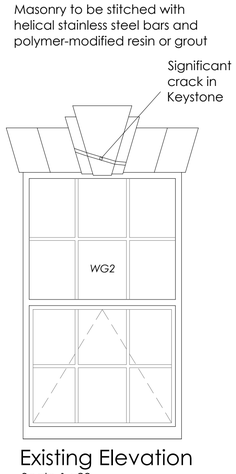

Existing Elevation
Scale 1 : 20

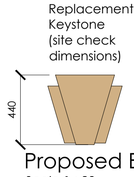

Proposed Elevation
Scale 1 : 20

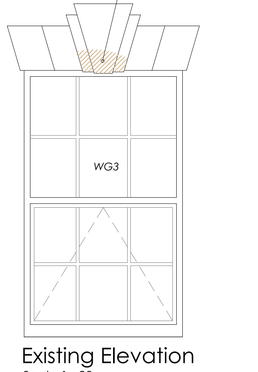

Existing Elevation
Scale 1 : 20

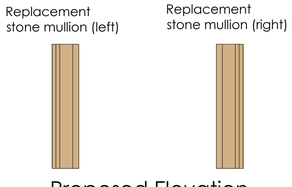

Proposed Elevation
Scale 1 : 20

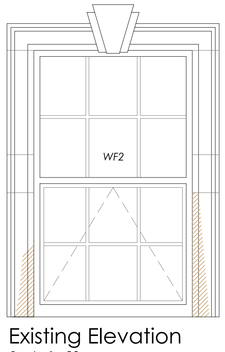

Existing Elevation
Scale 1 : 20

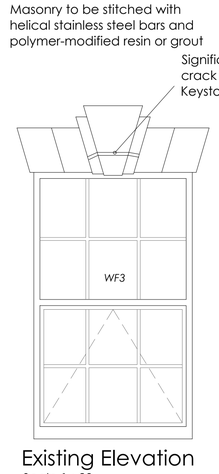

Existing Elevation
Scale 1 : 20

PLANNING PURPOSES ONLY.

Notes:

1) The contractor to confirm details of the existing structure are correct prior to commencement of any works. if there are any discrepancies please contact us.

2) Soakaways are to be a minimum of 5.0m away from any building and 10.0m away from any water course.

3) All drainage details are indicative and should there be any discrepancies, please contact us to review or agree with the building control officer.

4) in any project in which a building over a public sewer agreement is required, it is the contractor/ client responsibility to obtain the relevant approval. This is to be obtained prior to commencement on site.

5) Contractor to locate the position of any existing services prior to excavation.

6) In any project in which a Party Wall Agreement is required, it is the contractor/ client responsibility to obtain the relevant approval. In this circumstance boundary foundations may be required.

7) Unless noted otherwise, Rees Construction Management have not identified any significant risks associated with the design intent shown on this drawing which could not be managed safely by a competent contractor.

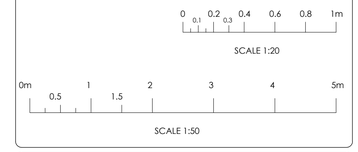

Status: PLANNING

Revisions:		drn	chk	date
P0	Initial issue.	LT	JG	25/11/25
P1	Updated following Conservation Officer discussions	LT	JC	23/07/26
P1	Updated for planning purposes	LT	JC	19/08/26

Client:
Mr & Mrs Bulldeath
The Ferns, 56 Town Street,
Duffield, DE56 4GG

Project:
Alterations to Listed Building

Drawing:
Schedule of Works:
Stonework, Render, Pointing

Drawn by:	Date:	Scale:
LT	July 2026	As Shown @A1

Rees CM Architectural Design
Address: 2 Church Street, Uttoxeter, Staffordshire, ST14 8AG. Tel: 01889 227127

Drawing No: R0516 - 010 P2