PRELIMINARY - NOT FOR CONSTRUCTION




## Proposed East Elevation
Scale 1 : 100
*(PINK WINDOWS AND DOORS ARE TO BE RETAINED & REFURBISHED)*




## Proposed North Elevation
Scale 1 : 100
*(PINK WINDOWS AND DOORS ARE TO BE RETAINED & REFURBISHED)*




## Proposed West Elevation
Scale 1 : 100
*(PINK WINDOWS AND DOORS ARE TO BE RETAINED & REFURBISHED)*

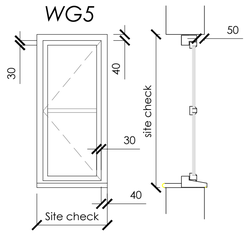


## G7
Scale 1 : 20
Flush fitting casement window - double glazed
12mm depth with 4mm argon filled cavity

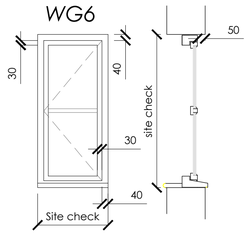


## G6
Scale 1 : 20
Flush fitting casement window - double glazed
12mm depth with 4mm argon filled cavity

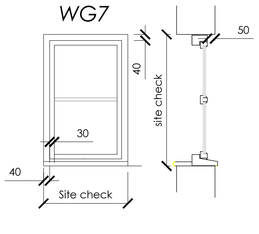


## G9
Scale 1 : 20
Flush fitting casement window - double glazed
12mm depth with 4mm argon filled cavity

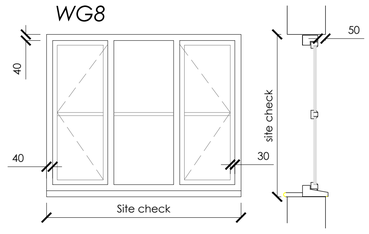


## G9
Scale 1 : 20
Flush fitting casement window - double glazed
12mm depth with 4mm argon filled cavity

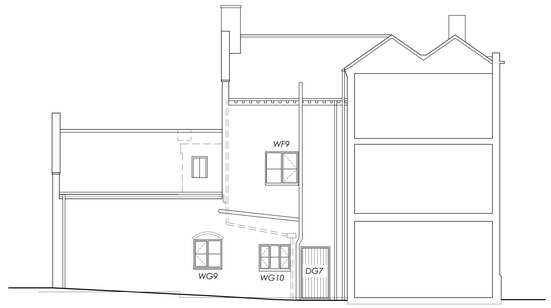


## Proposed South Elevation
Scale 1 : 100
*(PINK WINDOWS AND DOORS ARE TO BE RETAINED & REFURBISHED)*

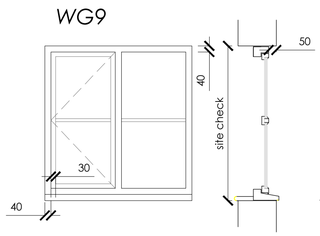


## G6
Scale 1 : 20
Flush fitting casement window - double glazed
12mm depth with 4mm argon filled cavity

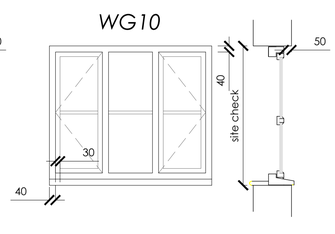


## G6
Scale 1 : 20
Flush fitting casement window - double glazed
12mm depth with 4mm argon filled cavity

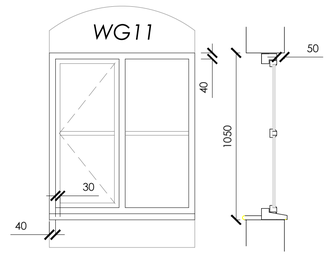


## G8
Scale 1 : 20
Flush fitting casement window - double glazed
12mm depth with 4mm argon filled cavity
(OBSCURE GLASS)

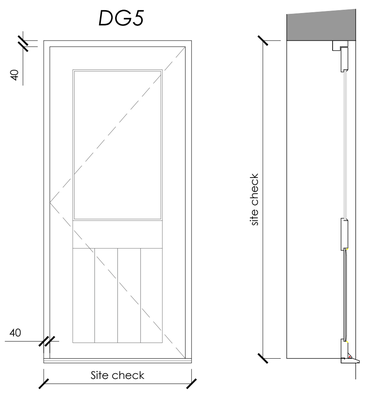


## G6
Scale 1 : 20
Flush fitting half glazed door - double glazing with
4mm argon filled cavity

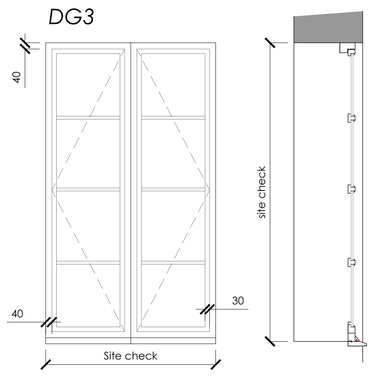


## G3
Scale 1 : 20
Flush fitting glazed door - double glazing with
4mm argon filled cavity




## G6
Scale 1 : 20
Flush fitting vertical timber boarded
ironmongery as a 'false door')

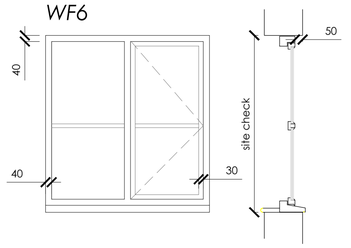


## F6
Scale 1 : 20
Flush fitting casement window - double glazed
12mm depth with 4mm argon filled cavity
(OBSCURE GLASS)

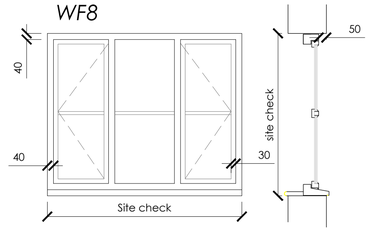


## F8
Scale 1 : 20
Flush fitting casement window - double glazed
12mm depth with 4mm argon filled cavity

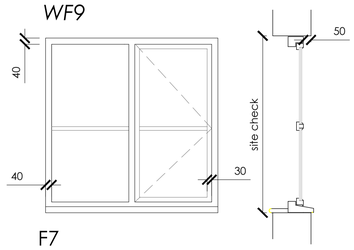


## F7
Scale 1 : 20
Flush fitting casement window - double glazed
12mm depth with 4mm argon filled cavity
(OBSCURE GLASS)

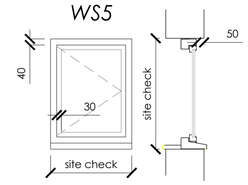


## S5b
Scale 1 : 20
Flush fitting casement window - double glazed
12mm depth with 4mm argon filled cavity
(OBSCURE GLASS)

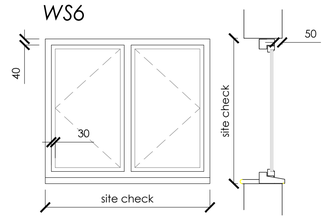


## S5a
Scale 1 : 20
Flush fitting casement window - double glazed
12mm depth with 4mm argon filled cavity

## PLANNING PURPOSES ONLY.

Notes:

1) The contractor to confirm details of the existing structure are correct prior to commencement of any works. if there are any discrepancies please contact us.

2) Soakaways are to be a minimum of 5.0m away from any building and 10.0m away from any water course.

3) All drainage details are indicative and should there be any discrepancies, please contact us to review or agree with the building control officer.

4) in any project in which a building over a public sewer agreement is required, it is the contractor/ client responsibility to obtain the relevant approval. This is to be obtained prior to commencement on site.

5) Contractor to locate the position of any existing services prior to excavation.

6) In any project in which a Party Wall Agreement is required, it is the contractor/ client responsibility to obtain the relevant approval. In this circumstance boundary foundations may be required.

7) Unless noted otherwise, Rees Construction Management have not identified any significant risks associated with the design intent shown on this drawing which could not be managed safely by a competent contractor.

0 0.1 0.2 0.3 0.4 0.6 0.8 1m
SCALE 1:20

0m 1.0 2 3.0 4 6 8 10m
SCALE 1:100

Status: PLANNING

| Revisions: | | drn | chk | date |
|---|---|---|---|---|
| P0 | Initial issue. | LH | JG | 16/12/25 |
| P1 | Amended to suit Conservation Officer discussions | LT | JC | 20/07/26 |

Client:
Mr & Mrs Bulldeath
The Ferns, 56 Town Street,
Duffield, DE56 4GG

Project:
Alterations to Listed Building

Drawing:
Window and Door Schedule

| Drawn by: | Date: | Scale: |
|---|---|---|
| LH | December 2025 | As shown @A1 |

Rees CM Architectural Design
Address: 2 Church Street, Uttoxeter, Staffordshire, ST14 8AG. Tel: 01889 227127

Drawing No: R0516 - 020 P1