0m 2m 4m 6m 8m 10m

Scale 1:100 @ A1

KEY:

Existing Construction

New Construction

Like-for-like repairs and redecoration to be carried out as required to retained windows (materials and finishes to match existing). Refer to separate window condition survey.

OUTLINE WINDOW SCHEDULE
To be read in conjunction with window condition survey and joinery details/method statements provided by Water Lane Joinery.

Upgrade - Refers to upgrading glazing to vacuum glazing within existing frames, with draught sealing to window/door.
Replace - Refers to new vacuum glazed where concerning timber windows/doors (decorated to match existing). Style to be modelled on existing situation unless otherwise noted to elevation drawing.
Retain - Refers to existing window/door retained with like-for-like repairs/redecoration only.
*Retain** - Refers to replacement metal frame where deteriorated beyond repair (decorated to match existing) with reinstatement of leaded lights/single glazing (to match existing). Where in conjunction with timber framing, timber to undergo like-for-like repairs/redecoration.

Bold Italic denotes change to strategy compared with previous issue, as advised by Water Lane Joinery

Window/Door Ref - Existing Window/Door Type - Energy Efficiency Strategy

GROUND FLOOR
WG1 - Timber sash - Upgrade
WG2 - Timber sash - Upgrade
WG3 - Timber sash - Upgrade
WG4 - Timber sash - Retain & Secondary Glazing
WG5 - Timber sash - Retain & Secondary Glazing
WG6 - Timber sash - Upgrade
WG7 - Timber sash - Upgrade
WG8 - Timber sash - Upgrade
WG9 - Metal leaded casement - Retain* & Secondary Glazing
WG10 - Fixed leaded - Retain & Secondary Glazing
WG11 - Mixed metal casements/leaded lights - Retain* & Secondary Glazing
WG12 - Timber casement - Upgrade
WG13 - Timber casement - Upgrade
WG14 - Timber mock sash - Replace
WG15 - Timber - Retain
WG16 - Timber - Retain
WG17 - Timber - Retain
WG18 - Timber - Retain
WG19 - Timber - Retain
WG20 - Timber hopper - Upgrade
WG21 - Timber hopper - Upgrade
WG22 - Metal leaded casement - Retain* & Secondary Glazing
WG23 - Fixed leaded - Retain & Secondary Glazing
WG24 - Metal leaded casement - Retain* & Secondary Glazing
WG25 - Fixed leaded - Retain & Secondary Glazing
WG26 - Metal leaded casement - Retain* & Secondary Glazing
WG27 - Mixed metal casements/leaded lights - Retain* & Secondary Glazing
WG28 - Metal leaded casement - Retain* & Secondary Glazing
WG29 - Fixed leaded - Retain & Secondary Glazing
WG30 - Fixed leaded - Retain & Secondary Glazing
WG31 - Metal leaded casement - Retain* & Secondary Glazing
WG32 - Metal leaded casement - Retain* & Secondary Glazing
WG33 - Fixed leaded - Retain & Secondary Glazing
WG34 - Metal leaded casement - Retain* & Secondary Glazing
WG35 - Metal leaded casement - Retain* & Secondary Glazing
WG36 - Mixed metal casements/leaded lights - Retain* & Secondary Glazing
WG37 - Mixed metal casements/leaded lights - Retain* & Secondary Glazing
WG38 - Mixed metal casements/leaded lights - Retain* & Secondary Glazing
WG39 - Mixed metal casements/leaded lights - Retain & Secondary Glazing
WG40 - Mixed metal /leaded lights - Retain* & Secondary Glazing
WG41 - Mixed metal casements/leaded lights - Retain* & Secondary Glazing
WG42 - Mixed metal /leaded lights - Retain* & Secondary Glazing
WG43 - Mixed metal casements/leaded lights - Retain* & Secondary Glazing
WG44 - Mixed metal /leaded lights - Retain* & Secondary Glazing
WG45 - Mixed metal /leaded lights - Retain* & Secondary Glazing
WG46 - Mixed metal casements/leaded lights - Retain* & Secondary Glazing
WG47 - Timber - Replace

DGX1 - Timber part glazed - Upgrade
DGX2 - Timber (modern) - Replace
DGX3 - Timber part glazed - Upgrade
DGX8 - Timber part glazed - Retain (draught lobby provided)
DGX9 - Timber part glazed - Upgrade

FIRST FLOOR
WF1 - Timber sash - Retain & Secondary Glazing
WF2 - Timber sash - Retain & Secondary Glazing
WF3 - Timber sash - Replace
WF4 - Timber sash - Replace
WF5 - Timber sash - Replace
WF6 - Timber sash - Upgrade
WF7 - Timber sash - Upgrade
WF8 - Metal leaded casement - Retain* & Secondary Glazing
WF9 - Fixed leaded - Retain & Secondary Glazing
WF10 - Timber sash - Upgrade
WF11 - Timber sash - Upgrade
WF12 - Timber sash - Upgrade
WF13 - Timber sash (stained glass) - Retain & Secondary Glazing
WF14 - Timber - Replace
WF15 - Fixed leaded - Retain & Secondary Glazing
WF16 - Metal leaded casement - Retain* & Secondary Glazing
WF17 - Fixed leaded - Retain & Secondary Glazing
WF18 - Metal leaded casement - Retain* & Secondary Glazing
WF19 - Fixed leaded - Retain & Secondary Glazing
WF20 - Timber sash - Retain & Secondary Glazing
WF21 - Metal leaded casement - Retain* & Secondary Glazing
WF22 - Fixed leaded - Retain & Secondary Glazing
WF23 - Fixed leaded - Retain & Secondary Glazing
WF24 - Fixed leaded - Retain & Secondary Glazing
WF25 - Fixed leaded - Retain & Secondary Glazing
WF26 - Metal leaded casement - Retain* & Secondary Glazing
WF27 - Metal leaded casement - Retain* & Secondary Glazing
WF28 - Fixed leaded - Retain & Secondary Glazing
WF29 - Fixed leaded with fanlight - Retain* & Secondary Glazing
WF39 - Metal leaded casement - Retain* & Secondary Glazing

SECOND FLOOR
WS1 - Timber casement - Replace
WS2 - Timber sash - Replace
WS3 - Timber casement - Replace
WS4 - Timber sash - Retain & Secondary Glazing
WS5 - Timber sash - Retain & Secondary Glazing
WS6 - Timber sash - Retain
WS7 - Timber sash - Retain
WS8 - Fixed leaded - Retain
WS9 - Fixed leaded - Retain
WS10 - Timber sash - Retain & Secondary Glazing
WS11 - Timber sash - Retain & Secondary Glazing
WS12 - Timber casement - Replace
WS13 - Timber casement - Upgrade



01 - Proposed East Elevation
1 : 100

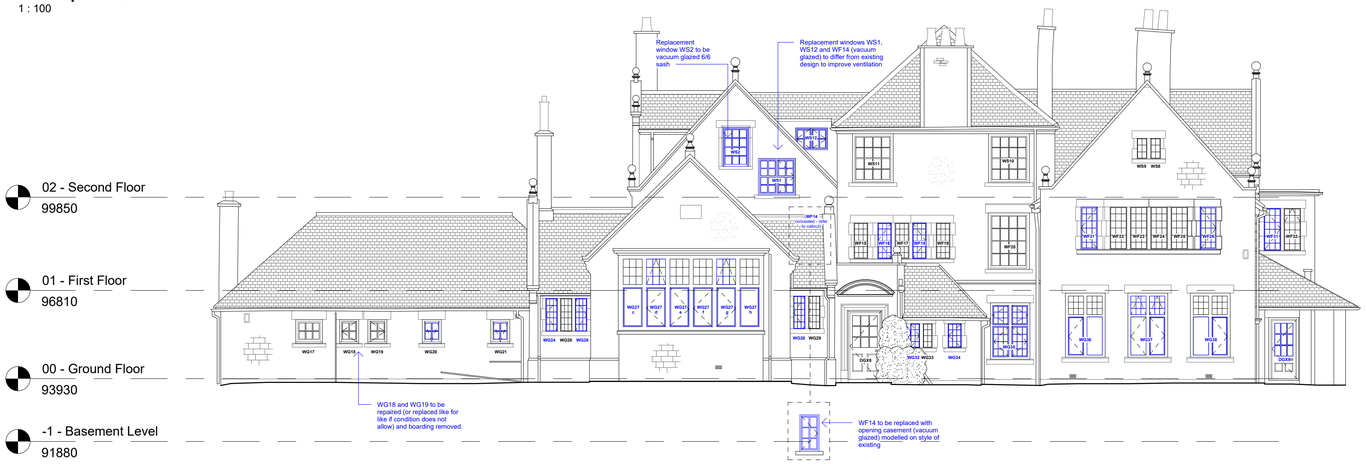

02 - Proposed West Elevation
1 : 100

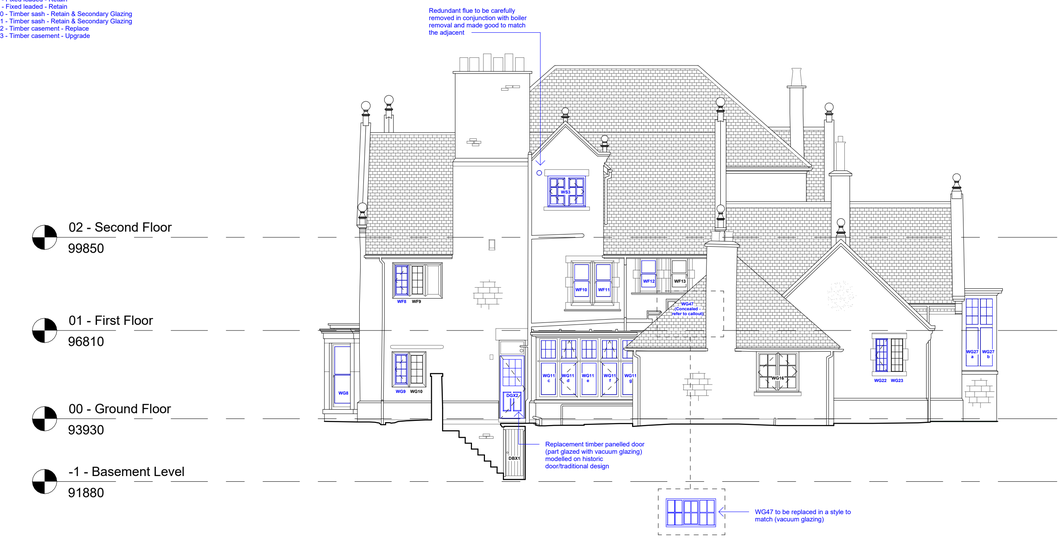

03 - Proposed North Elevation
1 : 100



04 - Proposed South Elevation
1 : 100

© This drawing and the building works depicted are the copyright of the Architect and may not be reproduced except with written consent. Figured dimensions are to be taken in preference to drawing. All contractors must visit the site and be responsible for taking and checking all dimensions relative to their work. Lathams are to be advised of any variation between drawings and site conditions.

Drawing derived from topographical and measured building survey by Mapmatic (2025)

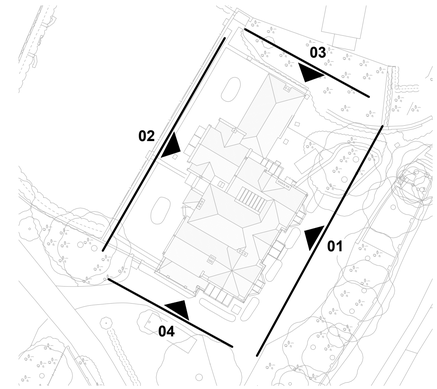

Key Plan (Proposed Elevations)
1 : 500

P05	CV	Confirmation of vacuum glazing	10.09.26
P04	CV	General amends	27.05.26
P03	CV	Amends to planning comments	14.05.26
P02	CV	Planning Issue	15.12.25
P01	CV	First Issue	05.10.25

Rev	Drawn	Revision Description	Date

Status S3 - Suitable for Review & Comment

Nottingham
50 St Mary's Gate
Nottingham NG1 1QA
+44 (0)115 648 5012

Derby
1 College Place
Derby DE1 3DY
+44 (0)1332 365 777

London
70 Cowcross Street
London EC1M 6EJ

enquiries@lathams.uk.com
lathams.uk.com

Lathams
ARCHITECTURE + URBANISM

Project
Kilburn Hall, Derbyshire

Client
Peter Gemmell

Drawing Title
Proposed Elevations

Drawing Number	Status	Revision
3200	**S3**	**P05**

File Name
Project - Originator - Function - Spatial - Form - Discipline - Drawing Number - Status - Revision
7696–LAT–XX–ZZ–DE–A–3200–S3–P05

Scale	Date	Drawn	Checked
As indicated	10.09.26	CV	MW

Lathams Job Number	Original Size
7696	A1

© Derek Latham + Co. Ltd