

1 TYPICAL SASH WINDOW WITH GLAZING BARS IN ELEVATION
SCALE: 1:10

0mm 100 200 300 400 500

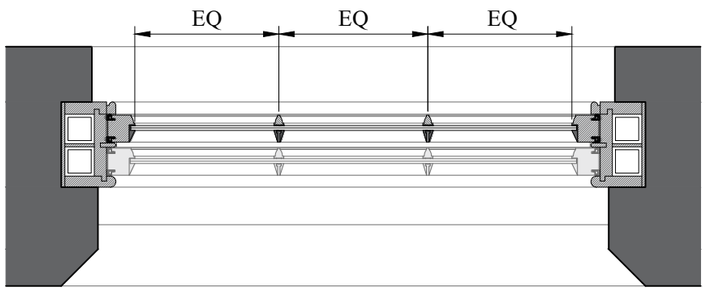

2 TYPICAL SASH WINDOW WITH GLAZING BARS IN PLAN
SCALE: 1:10

0mm 100 200 300 400 500

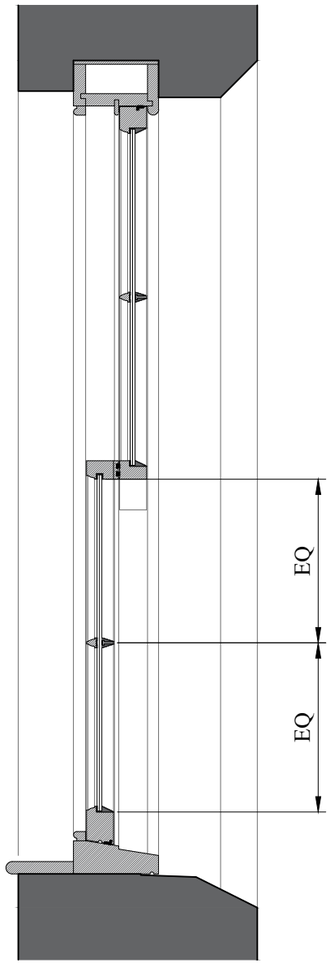

3 TYPICAL SASH WINDOW WITH GLAZING BARS IN SECTION
SCALE: 1:10

0mm 100 200 300 400 500

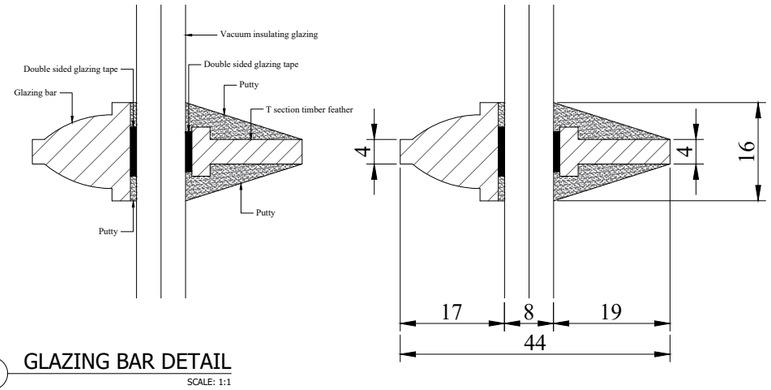

4 GLAZING BAR DETAIL
SCALE: 1:1

0mm 10 20 30 40 50

Additional Information:

The drawings in this document show our bespoke approach to delivering an outer putty finish on our windows, as required by the Conservation Officer.

The FINEO vacuum insulating glass is bedded on putty and secured in place with glazing sprigs as would be expected with traditional glazing.

Our sash windows utilise Deventer SV5920 weather seals which center the sashes, give a smooth operating motion and provide weather proofing whilst remaining out of sight at all times.

Please Note:

This drawing is to be read in conjunction with the details shown in drawing **WLJ260271 - 002** with all details being the same besides the addition of glazing bars.

Window depicted in drawing is WS2 as proposed.

WATER LANE JOINERY

Project Title: **KILBURN HALL**	
Drawing Title: **TYPICAL SASH WINDOW WITH GLAZING BARS & OUTER PUTTY FINISH**	
Drawing No: **WLJ260271 - 004**	Drawn / Check: **CFE / WK**
First Issue: **SEPTEMBER 2026**	Current Issue : **SEPTEMBER 2026**
Scale: **1:10 / 1:1 at A3**	Revision: *****