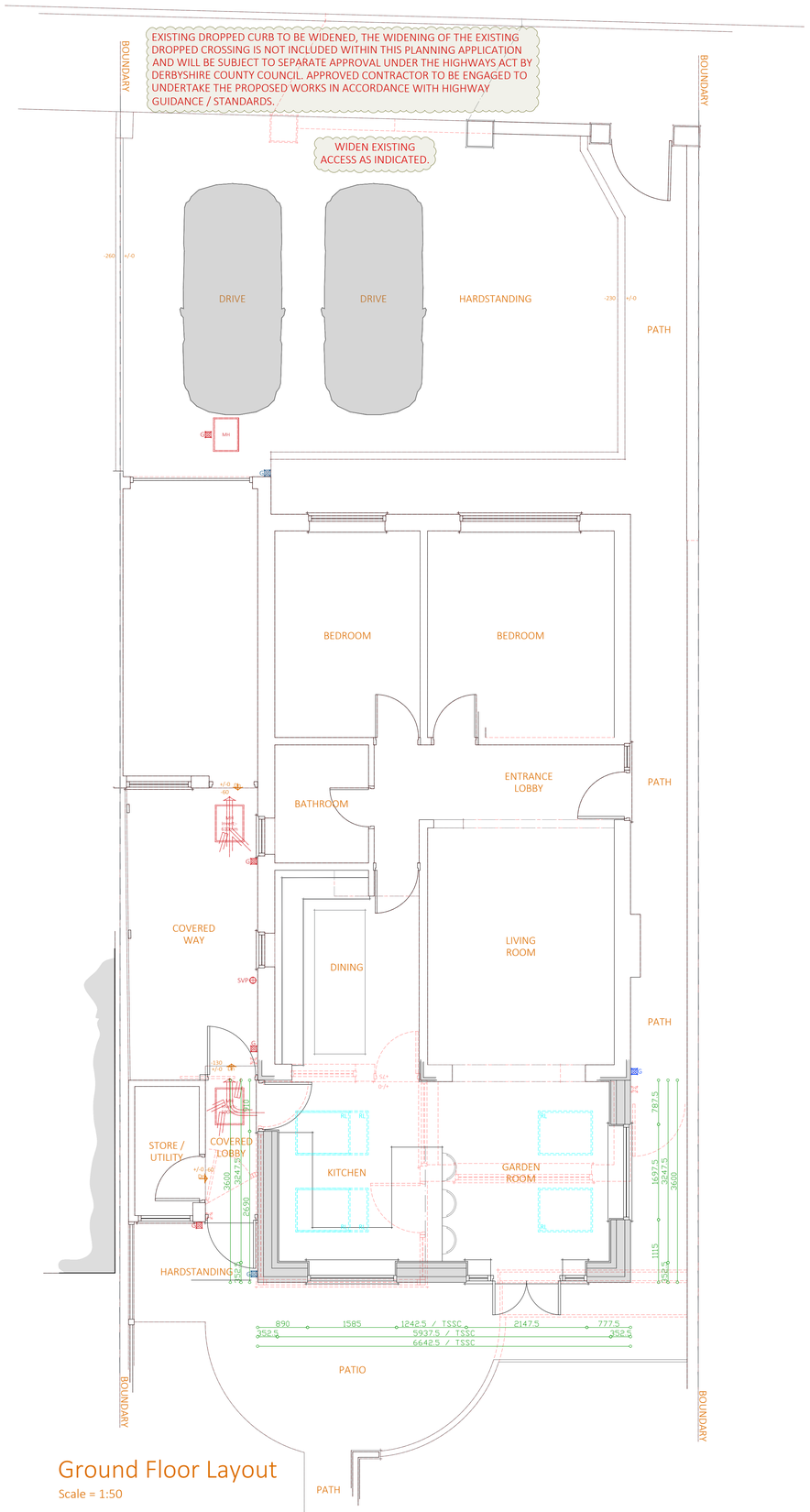

Ground Floor Layout

Scale = 1:50

0 5

Scale: - 1:50 Metres

© Copyright 2026 Green 2k Design Limited Registered in England: 04713167 | Regulated by RICS



Block & Location Plans

Scale = 1:500/1250

DRAWING KEY / NOTES

Existing arrangement / building fabric to be demolished / altered.

Materials

1. Proposed brick to match existing (as closely as possible).
2. Proposed roof tile to match existing (as closely as possible), ensure chosen tile is suitable for proposed pitch.
3. White uPVC window to match the existing.
4. White uPVC soffits, fascias, gutters & downpipes to match the existing.
5. White uPVC french doors.
6. Proposed white uPVC door and frame to covered lobby.
7. Rooflight to clients specification.
8. Brickwork header detailing above openings.
9. Existing outbuilding to be refurbished.

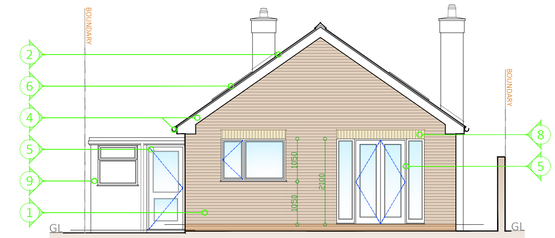

SOUTH ELEVATION

Scale = 1:75



EAST ELEVATION

Scale = 1:75

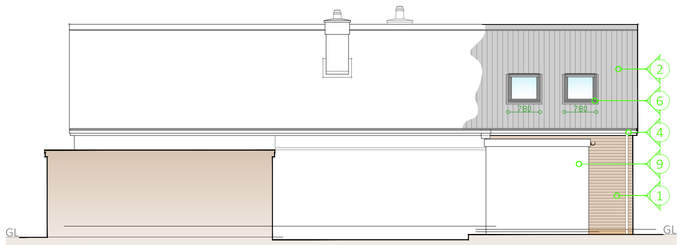

WEST ELEVATION

Scale = 1:75

DRAWING NOTES

1. DRAWING IS PROVISIONAL- Unless clearly denoted elsewhere, this drawing is provisional and subject to Local Authority approval. Building works shall not be commenced prior to issue of drawings marked 'APPROVED'.
2. DO NOT SCALE - All dimensions to be verified on site prior to work commencing.
3. COPYRIGHT - This drawing remains the property of Green 2k Design Limited (G2K) and shall not be altered, copied or reproduced without prior written consent.
4. RELEVANT DRAWINGS- This drawing is to be read in conjunction with all other relevant project drawings, documents and project specification.
5. PRINTING - Drawing to be printed in full colour.
6. LOCAL AUTHORITY APPROVALS- Approvals granted by the Local Planning Authority relate only to permission under the Town and Country Planning Act 1990 and the Building Regulations 2010. The client shall be responsible for ensuring that this drawing does not contravene any other legislation relating to the property, the property title deeds, restrictive covenants, land ownership, tenancy agreements, boundary encroachment and rights of way etc.
7. SITE BOUNDARIES- The position of any site boundaries shown on this drawing is approximate. The Client shall be responsible for confirming the legal position of all site boundaries and shall confirm legal ownership and responsibility for all boundary walls, fences and hedges etc. likely to be affected by the proposed works detailed on this drawing. The Client shall be responsible for agreeing all boundary issues with the adjoining land owner prior to any building works being commenced. When setting out proposed work, Client / Contractor to ensure that above and below ground works are contained solely within applicant's land ownership. Alternatively, written permission to be sought from adjoining land owner for any elements of construction extending beyond the Client's boundary position.
8. MATERIALS - Where required as part of the planning approval, all external materials are to be submitted to, and approved in writing by the Local Authority planning section prior to work commencing on site. All materials specified are to be used in strict accordance with manufacturers guidance and codes of practice.
9. ORDINANCE SURVEY DATA- Block, site and location plans are reproduced under licence from the Ordnance Survey.
10. SERVICES - Information given on this drawing regarding the position of any services are given for your assistance and guidance only. Where the works approach the position of services it will be necessary to use locating apparatus or hand excavated trial holes to locate them.
11. DRAINAGE - Please note if any drainage below or within 3 metres of the proposal is found to be a public sewer, permission must be sought by way of a building over agreement from the statutory water authority prior to beginning work on site.
12. MEASUREMENT & DIMENSIONS- All dimensions are in millimetres unless stated otherwise.
13. PARTY WALL ACT. - The Client shall be responsible for discharging their duties under the Party Wall etc. Act 1996 which requires that persons intending to carry out building work likely to affect an adjoining or nearby property or property boundary to give prior written notification to any neighbouring property owners affected.
14. CDM REGULATIONS 2015- Clients must be aware of their responsibilities under CDM, under CDM it is the clients responsibility to appoint the Principal Designer and Principal Contractor under separate appointment.
15. MISCELLANEOUS- We will not consider land ownership or legal matters such as easements of light or air unless specifically requested to do so.
    The Client should ensure that there are no restrictive covenants or legal restrictions on any work at the relevant property. The Client should also ensure that there are no services e.g. gas, water, electric, public sewers passing under, over, through or close to the site requiring special permission to work around. G2K accepts no responsibility for any of the above.

Rev	Date	Int	Details

green2k design
Architectural Designers & Chartered Surveyors

Thomas Henry House,
First Floor,
1-5 Church Street,
Ripley,
Derbyshire,
DE5 3BU

t 01773 512935
f 0870 8362206
e info@green2kdesign.com

Client Details
Ms P Abbott

Site Address
5 Harris Close
Ripley
Derbyshire
DE5 3GD

Proposed Work
Demolition of existing conservatory, erection of a single-storey rear extension, widening of the existing vehicular access and driveway, and associated external alterations.

Drawing Title
Proposed Arrangement Drawing

Drawn: - Tw **Date:** - July 2026

Job Status: - 'Planning Issue - Awaiting Approval'

Job No: - 2028

Sheet No: - 102 **Rev** - '-'

Scale: - 1:50, 1:75, 1:500, 1:1250 @ A1