Belper Rainfall Data 18/10/2025 – 24/10/2025

From: 18/10/2025 To: 18/10/2025 Complete record 5 years 1 year 6 months 8 weeks 4 weeks 1 wee

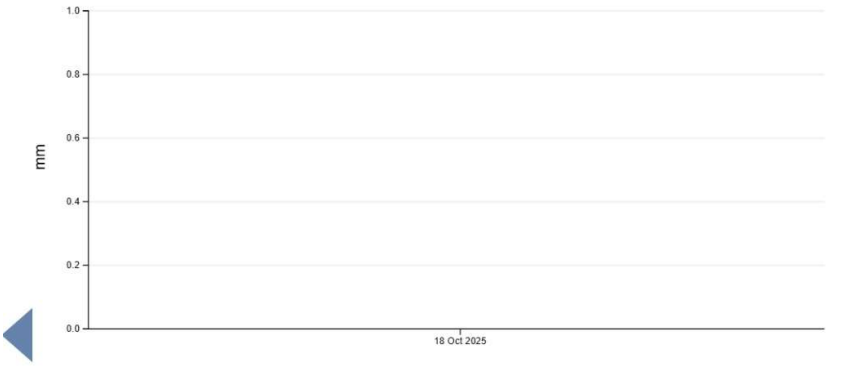

From: 19/10/2025 To: 19/10/2025 Complete record 5 years 1 year 6 months 8 weeks 4 weeks 1 w

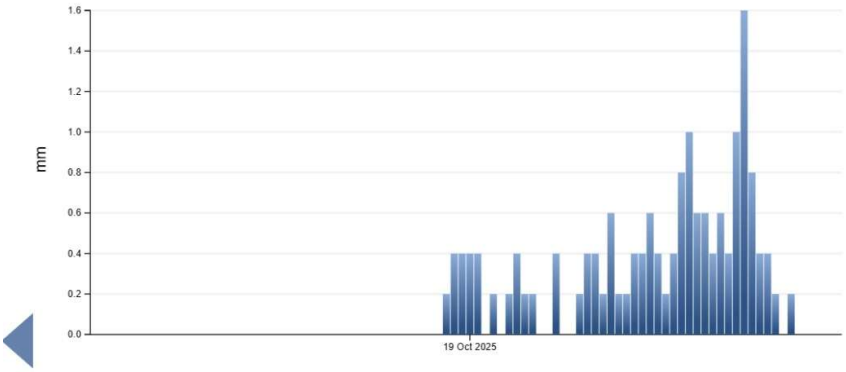

From: 20/10/2025 To: 20/10/2025 Complete record 5 years 1 year 6 months 8 weeks 4 weeks 1

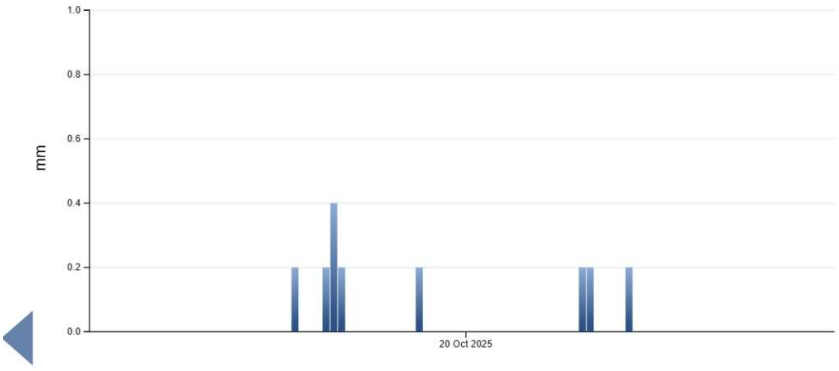

From: 21/10/2025 To: 21/10/2025 Complete record 5 years 1 year 6 months 8 weeks 4 weeks 1 we

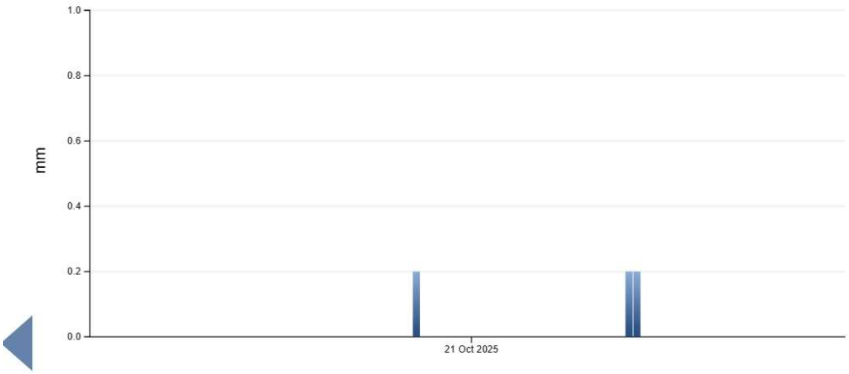

From: 22/10/2025 To: 22/10/2025 Complete record 5 years 1 year 6 months 8 weeks 4 weeks 1 week

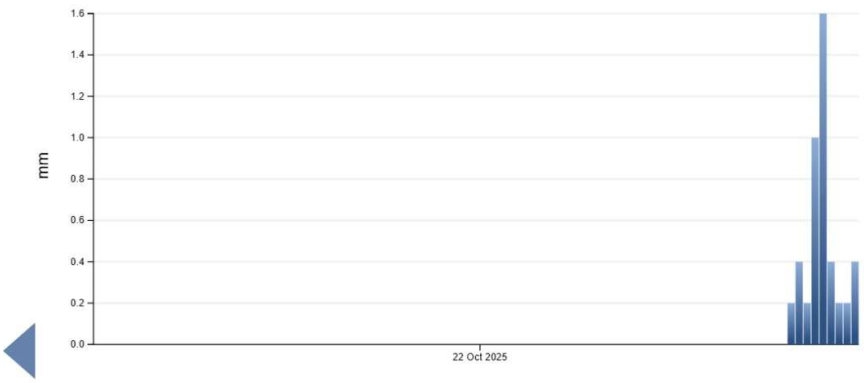

From: 23/10/2025 To: 23/10/2025 Complete record 5 years 1 year 6 months 8 weeks 4 weeks 1 we

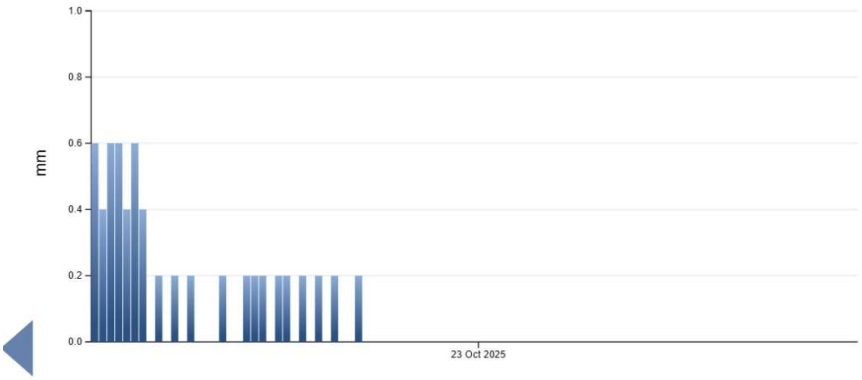

From: 24/10/2025 To: 24/10/2025

Complete record 5 years 1 year 6 months 8 weeks 4 weeks 1 week

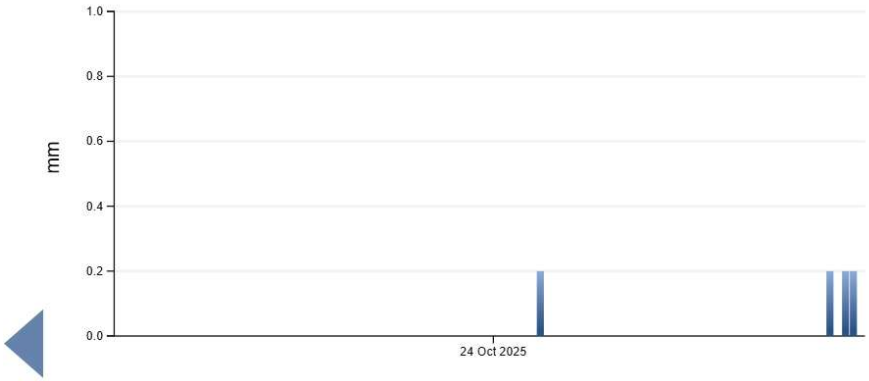

Hillcliffe Lane. Belper Number of Vehicles in Each Speed Band and Precipitation Levels Direction: Northbound Hours During Which Road

Day 1 Saturday Date: 18/10/2025 Surface May Be Wet

	Time																							
Speed Bin	00.00 -	01.00 -	02.00 -	03.00 -	04.00 -	05.00 -	06.00 -	07.00 -	08.00 -	09.00 -	10.00 -	11.00 -	12.00 -	13.00 -	14.00 -	15.00 -	16.00 -	17.00 -	18.00 -	19.00 -	20.00 -	21.00 -	22.00 -	23.00 -
MPH	01.00	02.00	03.00	04.00	05.00	06.00	07.00	08.00	09.00	10.00	11.00	12.00	13.00	14.00	15.00	16.00	17.00	18.00	19.00	20.00	21.00	22.00	23.00	24.00
75-80																								
70-75																								
65-70																								
60-65																								
55-60														1										
50-55								1		1	2		1		2		1	3	1				1	
45-50	1	1							1	3	6	1	5	3	2	2	1	3	4	2		3		
40-45								4	4	8	8	8	7	11	11	5	9	6	4	2	3	1	1	
35-40	1						2	1	7	8	8	12	21	17	9	20	9	14	9	3	1	4	1	1
30-35								2	4	2	5	10	11	9	3	19	10	2	7	1	1	1	1	1
25-30								2	1	1		6	5	3	5	2	8		1				1	
20-25							1							1		1	1	1						
15-20										1			1	1								1		
10-15												1					1							
5-10																								

85th%ile Dry Weather Speed 44.6 mph

Recorded Precipitation in Belper



ane. Belper Number of Vehicles in Each Speed Band and Precipitation Levels Direction: Northbound Hours During Which Road Surface May Be Wet

Sunday Date: 19/10/2025

Time																							
00.00 - 01.00	01.00 - 02.00	02.00 - 03.00	03.00 - 04.00	04.00 - 05.00	05.00 - 06.00	06.00 - 07.00	07.00 - 08.00	08.00 - 09.00	09.00 - 10.00	10.00 - 11.00	11.00 - 12.00	12.00 - 13.00	13.00 - 14.00	14.00 - 15.00	15.00 - 16.00	16.00 - 17.00	17.00 - 18.00	18.00 - 19.00	19.00 - 20.00	20.00 - 21.00	21.00 - 22.00	22.00 - 23.00	23.00 - 24.00
													1						85th%ile Dry Weather Speed 44.6 mph				
										1								1					
									1			1											
							1	3	2	1	1	3	6	1	1	2		1		1		1	
1	1					1	2	3	1	2	6	6	9	7	5	4	4	4	3	1			
		1							9	5	7	12	12	9	18	10	13	2	2	5			
1						1	1	4	1	10	7	9	6	14	7	3	2	6	8	6	1		
						1			3	1	7	2	4	3		4	3	2		1	1		
											3	1				1			1	1			
								1		1			1			1					1		
									1	1	1												

d Precipitation in Belper

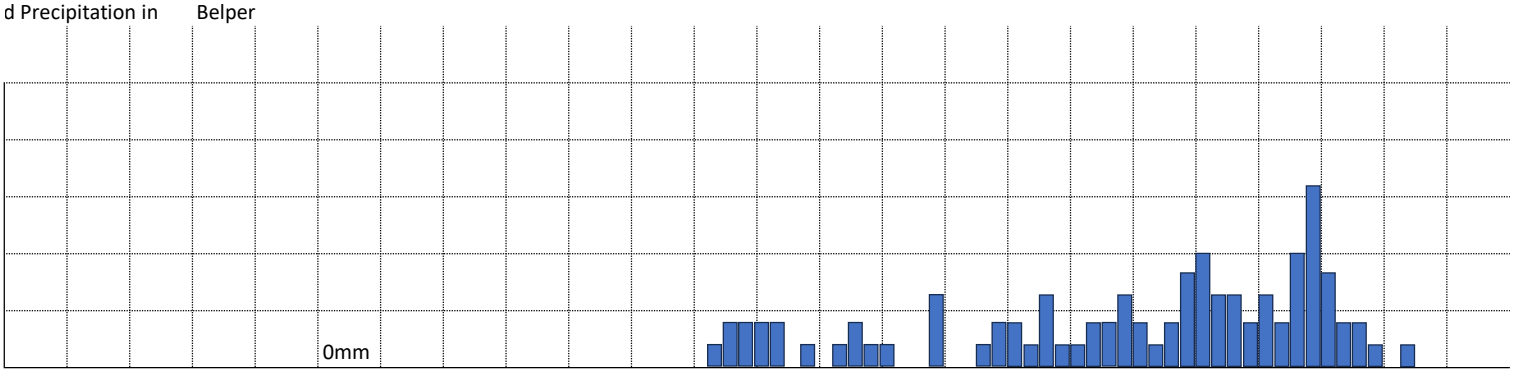

ane. Belper Number of Vehicles in Each Speed Band and Precipitation Levels Direction: Northbound Hours During Which Road Surface May Be Wet

Monday Date: 20/10/2025

Time																							
00.00 - 01.00	01.00 - 02.00	02.00 - 03.00	03.00 - 04.00	04.00 - 05.00	05.00 - 06.00	06.00 - 07.00	07.00 - 08.00	08.00 - 09.00	09.00 - 10.00	10.00 - 11.00	11.00 - 12.00	12.00 - 13.00	13.00 - 14.00	14.00 - 15.00	15.00 - 16.00	16.00 - 17.00	17.00 - 18.00	18.00 - 19.00	19.00 - 20.00	20.00 - 21.00	21.00 - 22.00	22.00 - 23.00	23.00 - 24.00
																			85th%ile Dry Weather Speed 44.6 mph				
								1												1			
								1							1	3		2			1	1	
				1			2	7	3	5	4	4	1	3	3	4	10	5		1	1		
				1	2	4	10	13	18	4	9	2	11	12	15	18	14	8	5	1	1		
					1	2	6	11	7	10	10	15	15	13	23	21	17	14		7	2	1	
						3	5	10	9	7	8	11	8	12	12	8	8	8		2	1		
									2	2	2	4	5	6	5	1	4	1	2				
												2	3		3	1							
							1	1	1		1	2		1		1							
								1			4												

d Precipitation in Belper

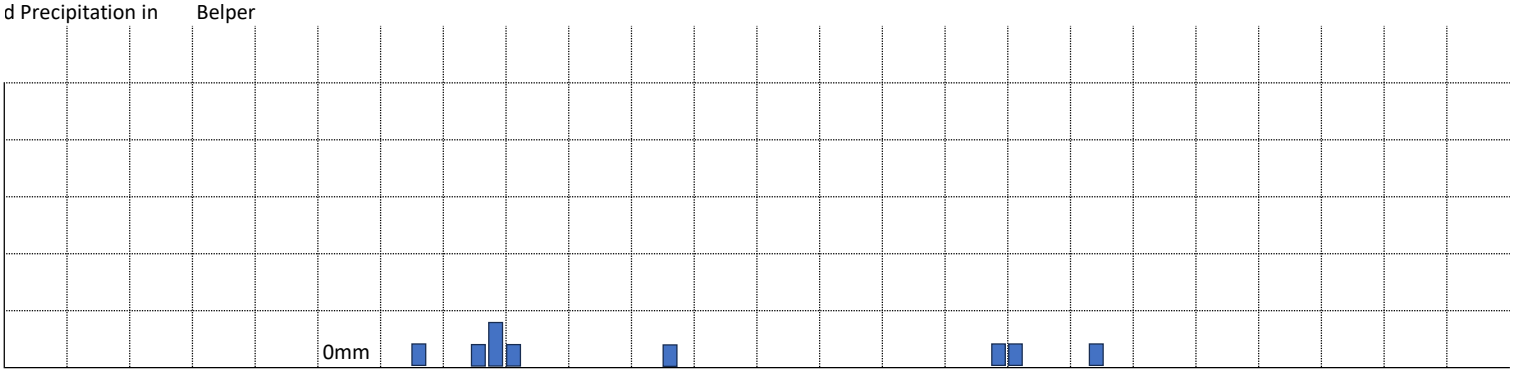

ane. Belper Number of Vehicles in Each Speed Band and Precipitation Levels Direction: Northbound Hours During Which Road Surface May Be Wet

Tuesday Date: 21/10/2025

Time																							
00.00 - 01.00	01.00 - 02.00	02.00 - 03.00	03.00 - 04.00	04.00 - 05.00	05.00 - 06.00	06.00 - 07.00	07.00 - 08.00	08.00 - 09.00	09.00 - 10.00	10.00 - 11.00	11.00 - 12.00	12.00 - 13.00	13.00 - 14.00	14.00 - 15.00	15.00 - 16.00	16.00 - 17.00	17.00 - 18.00	18.00 - 19.00	19.00 - 20.00	20.00 - 21.00	21.00 - 22.00	22.00 - 23.00	23.00 - 24.00
																			85th%ile Dry Weather Speed 44.6 mph				
						1										1							
1							1	5				2	1		2	3	3			1		3	
				1		2	4	3	4	1	4	2		3	6	3	12	6	2		1	2	
1			1			3	10	15	4	7	6	8	7	4	19	20	20	6	3	2	4	7	
					2	2	7	18	16	11	11	9	13	12	10	21	21	10	6	6	4	11	2
1						2	2	5	6	8	5	6	13	13	14	10	11	5	6	1	1	4	
						1	1		4	3	4	6	6	4	1	4	2	3	1	2		1	
											3				1								
								1	1				2							1			
							1		1														
											1												

d Precipitation in Belper

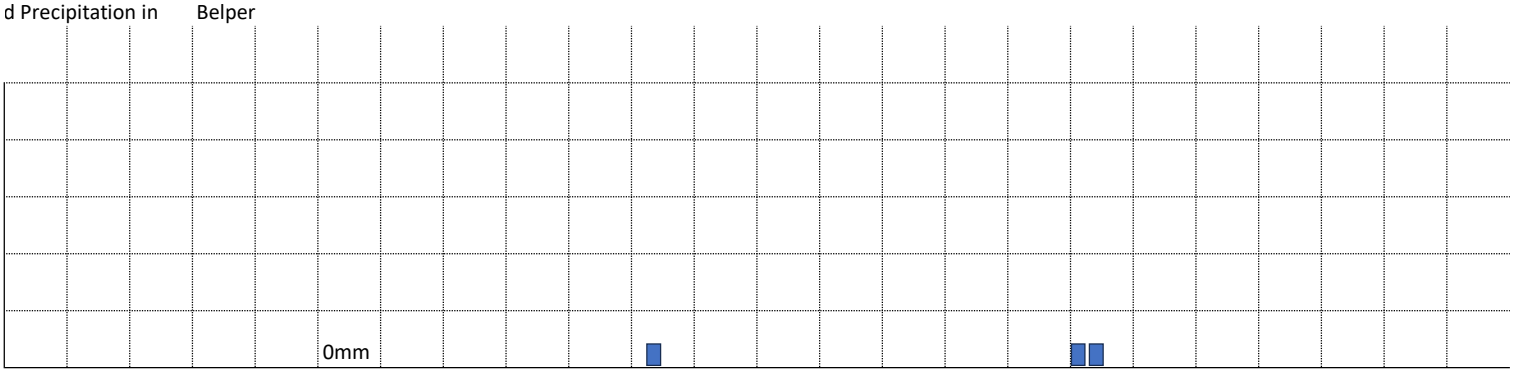

Hillcliffe Lane. Belper Number of Vehicles in Each Speed Band and Precipitation Levels Direction: Northbound Hours During Which Road Surface May Be Wet

Day 5 Wednesday Date: 22/10/2025

Speed Bin	Time 00.00 - 01.00	01.00 - 02.00	02.00 - 03.00	03.00 - 04.00	04.00 - 05.00	05.00 - 06.00	06.00 - 07.00	07.00 - 08.00	08.00 - 09.00	09.00 - 10.00	10.00 - 11.00	11.00 - 12.00	12.00 - 13.00	13.00 - 14.00	14.00 - 15.00	15.00 - 16.00	16.00 - 17.00	17.00 - 18.00	18.00 - 19.00	19.00 - 20.00	20.00 - 21.00	21.00 - 22.00	22.00 - 23.00	23.00 - 24.00
MPH	01.00	02.00	03.00	04.00	05.00	06.00	07.00	08.00	09.00	10.00	11.00	12.00	13.00	14.00	15.00	16.00	17.00	18.00	19.00	20.00	21.00	22.00	23.00	24.00
75-80																								
70-75																								
65-70																								
60-65																								
55-60								1										1						
50-55								2						1				4	3			2		
45-50	1				1		2	5	3	2	1	3	3	2	5	6	9	10	2	3	1			
40-45	1					1	2	5	8	8	9	2	5	8	5	16	18	22	10	6	3	2	4	
35-40		1					3	8	18	10	11	12	10	8	20	16	26	24	10	9		5	1	
30-35								2	5	6	10	11	8	16	16	13	14	11	7	1	1	2		
25-30								1	1	3	2	2	4	6	5	4	3	3	1	1	2		1	
20-25											1					3								
15-20								2	2				1			1				2				
10-15										1			1											
5-10																								

85th%ile Dry Weather Speed 44.6 mph

Recorded Precipitation in Belper

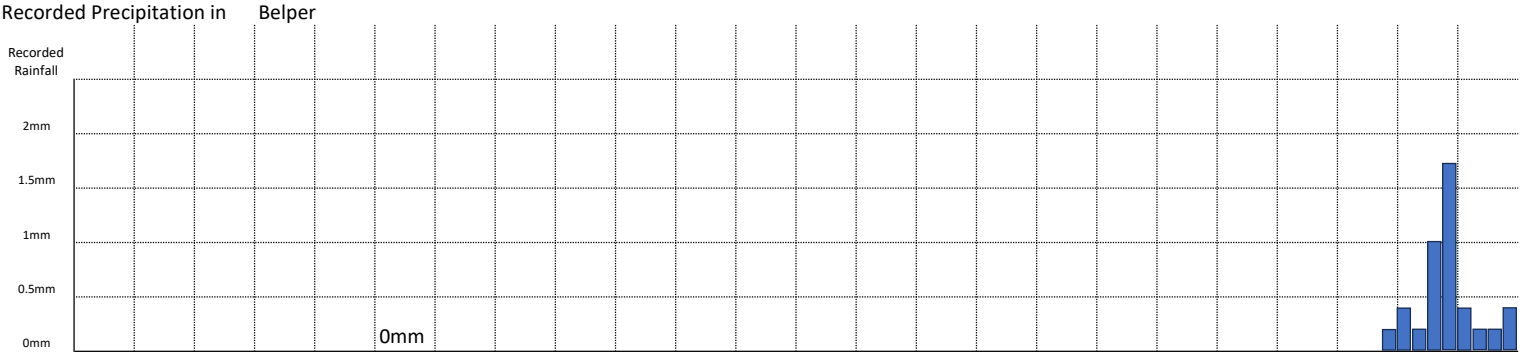

Hillcliffe Lane. Belper Number of Vehicles in Each Speed Band and Precipitation Levels Direction: Northbound Hours During Which Road Surface May Be Wet

Day 6 Thursday Date: 23/10/2025

Speed Bin	Time 00.00 - 01.00	01.00 - 02.00	02.00 - 03.00	03.00 - 04.00	04.00 - 05.00	05.00 - 06.00	06.00 - 07.00	07.00 - 08.00	08.00 - 09.00	09.00 - 10.00	10.00 - 11.00	11.00 - 12.00	12.00 - 13.00	13.00 - 14.00	14.00 - 15.00	15.00 - 16.00	16.00 - 17.00	17.00 - 18.00	18.00 - 19.00	19.00 - 20.00	20.00 - 21.00	21.00 - 22.00	22.00 - 23.00	23.00 - 24.00
MPH	01.00	02.00	03.00	04.00	05.00	06.00	07.00	08.00	09.00	10.00	11.00	12.00	13.00	14.00	15.00	16.00	17.00	18.00	19.00	20.00	21.00	22.00	23.00	24.00
75-80																								
70-75																	1							
65-70																								
60-65																								
55-60								1									1	1			1			
50-55	1							4						1		6	2		1					1
45-50	1						1	2	3	7	1		1	2	7	6	7	13	6	2	2	3	1	
40-45	1					1	2	4	24	13	6	8	6	9	10	16	19	15	13	4	5	1	4	
35-40							3	4	15	12	13	4	20	14	8	20	17	19	24	3	3	4	2	1
30-35							2	2	10	6	3	15	13	7	22	16	9	19	10	3	2	4	1	3
25-30	1								3	4	2	7	5	4	4	4	1	1					1	
20-25								1			1	1			1	3	2		1					
15-20								2					1	1									1	
10-15														1	1				1					
5-10																								

85th%ile Dry Weather Speed 44.6 mph

Recorded Precipitation in Belper

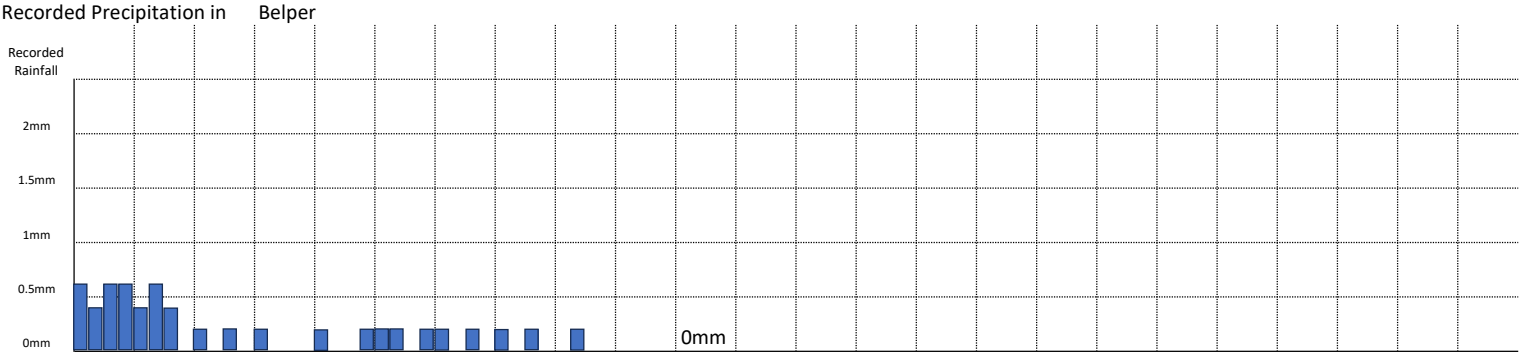

Hillcliffe Lane. Belper Number of Vehicles in Each Speed Band and Precipitation Levels Direction: Northbound Hours During Which Road Surface May Be Wet

Day 7 Friday Date: 24/10/2025

	Time																						
Speed Bin	00.00 -	01.00 -	02.00 -	03.00 -	04.00 -	05.00 -	06.00 -	07.00 -	08.00 -	09.00 -	10.00 -	11.00 -	12.00 -	13.00 -	14.00 -	15.00 -	16.00 -	17.00 -	18.00 -	19.00 -	20.00 -	21.00 -	22.00 -	23.00 -
MPH	01.00	02.00	03.00	04.00	05.00	06.00	07.00	08.00	09.00	10.00	11.00	12.00	13.00	14.00	15.00	16.00	17.00	18.00	19.00	20.00	21.00	22.00	23.00	24.00
75-80																								
70-75																								
65-70																								
60-65																								
55-60							1		1	1						2								
50-55							1	1		2			1	1	1	1	3	2						
45-50	2							2	4	1	4	2	4		8	2	8	8	1	3	2	1	2	1
40-45	1					1	3	7	10	8	8	5	9	17	8	9	13	17	9	5	2	2		
35-40	1							6	10	8	14	16	15	15	22	24	21	17	11	11	1	1	6	2
30-35								4	7	12	12	8	7	6	13	14	12	8	6	2	1	1		
25-30							2		1	3	3	2	1	6	6	8	3		2					
20-25							1			1		1	1	1		2			3					
15-20									1		1				1			2						
10-15								1			1			1										
5-10																								

85th%ile Dry Weather Speed 44.6 mph

Recorded Precipitation in Belper

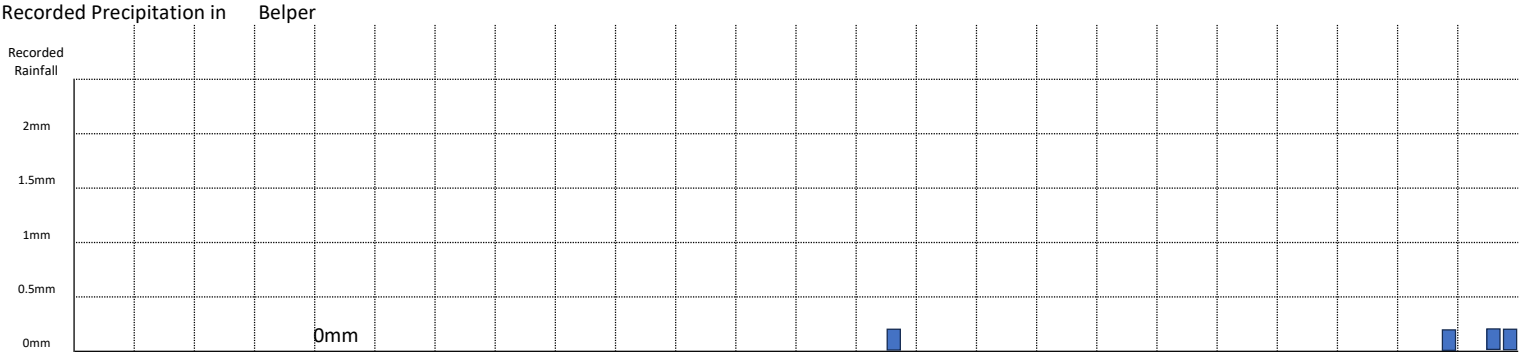

Day 1 Saturday Date 18/10/2025 Direction Northbound

Hour Ending	Speed Range															Total Vehs.	85th Percentile	Mean Average
	5 - 10	10 - 15	15 - 20	20 - 25	25 - 30	30 - 35	35 -40	40 - 45	45 - 50	50 - 55	55 - 60	60 - 65	65 - 70	70 - 75	75 - 80			
01.00	0	0	0	0	0	0	1	0	1	0	0	0	0	0	0	2	-	42.8
02.00	0	0	0	0	0	0	0	0	1	0	0	0	0	0	0	1	-	46.7
03.00	0	0	0	0	0	0	0	0	0	0	0	0	0	0	0	0	-	-
04.00	0	0	0	0	0	0	0	0	0	0	0	0	0	0	0	0	-	-
05.00	0	0	0	0	0	0	0	0	0	0	0	0	0	0	0	0	-	-
06.00	0	0	0	0	0	0	0	0	0	0	0	0	0	0	0	0	-	-
07.00	0	0	0	1	0	0	2	0	0	0	0	0	0	0	0	3	-	31.9
08.00	0	0	0	0	2	2	1	4	0	1	0	0	0	0	0	10	-	37.9
09.00	0	0	0	0	1	4	7	4	1	0	0	0	0	0	0	17	41.9	38.1
10.00	0	0	1	0	1	2	8	8	3	1	0	0	0	0	0	24	45.5	39.6
11.00	0	0	0	0	0	5	8	8	6	2	0	0	0	0	0	29	47.6	41.1
12.00	0	1	0	0	6	10	12	8	1	0	0	0	0	0	0	38	40.5	35.4
13.00	0	0	1	0	5	11	21	7	5	1	0	0	0	0	0	51	42.8	37.2
14.00	0	0	1	1	3	9	17	11	3	0	1	0	0	0	0	46	43.1	37.6
15.00	0	0	0	0	5	3	9	11	2	2	0	0	0	0	0	32	44.4	38.6
16.00	0	0	0	1	2	19	20	5	2	0	0	0	0	0	0	49	40.5	35.9
17.00	0	1	0	1	8	10	9	9	1	1	0	0	0	0	0	40	41.5	34.6
18.00	0	0	0	1	0	2	14	6	3	3	0	0	0	0	0	29	48.3	40.2
19.00	0	0	0	0	1	7	9	4	4	1	0	0	0	0	0	26	45.8	38.4
20.00	0	0	0	0	0	1	3	2	2	0	0	0	0	0	0	8	-	40
21.00	0	0	0	0	0	1	1	3	0	0	0	0	0	0	0	5	-	40.5
22.00	0	0	1	0	0	1	4	1	3	0	0	0	0	0	0	10	-	37.8
23.00	0	0	0	0	1	1	1	1	0	1	0	0	0	0	0	5	-	39.1
24.00	0	0	0	0	0	1	1	0	0	0	0	0	0	0	0	2	-	35.4
Total	0	2	4	5	35	89	148	92	38	13	1	0	0	0	0	427		

Day 2 Sunday Date 19/10/2025 Direction Northbound

Hour Ending	Speed Range															Total Vehs.	85th Percentile	Mean Average
	5 - 10	10 - 15	15 - 20	20 - 25	25 - 30	30 - 35	35 -40	40 - 45	45 - 50	50 - 55	55 - 60	60 - 65	65 - 70	70 - 75	75 - 80			
01.00	0	0	0	0	0	1	0	1	0	0	0	0	0	0	0	2	-	37
02.00	0	0	0	0	0	0	0	1	0	0	0	0	0	0	0	1	-	40.5
03.00	0	0	0	0	0	0	1	0	0	0	0	0	0	0	0	1	-	37
04.00	0	0	0	0	0	0	0	0	0	0	0	0	0	0	0	0	-	-
05.00	0	0	0	0	0	0	0	0	0	0	0	0	0	0	0	0	-	-
06.00	0	0	0	0	0	0	0	0	0	0	0	0	0	0	0	0	-	-
07.00	0	0	0	0	1	1	0	1	0	0	0	0	0	0	0	3	-	33.8
08.00	0	0	0	0	0	1	0	2	1	0	0	0	0	0	0	4	-	40.9
09.00	0	0	1	0	0	4	0	3	3	0	0	0	0	0	0	11	47.9	38
10.00	0	1	0	0	3	1	9	1	2	1	0	0	0	0	0	18	45.8	35.9
11.00	0	1	1	0	1	10	5	2	1	0	1	0	0	0	0	22	44.7	34.7
12.00	0	1	0	3	7	7	7	6	1	0	0	0	0	0	0	32	43.6	33.2
13.00	0	0	0	1	2	9	12	6	3	1	0	0	0	0	0	34	46.8	37.2
14.00	0	0	1	0	4	6	12	9	6	0	0	1	0	0	0	39	48.7	38.4
15.00	0	0	0	0	3	14	9	7	1	0	0	0	0	0	0	34	44.4	35.4
16.00	0	0	0	0	0	7	18	5	1	0	0	0	0	0	0	31	42.9	37.4
17.00	0	0	1	1	4	3	10	4	2	0	0	0	0	0	0	25	44.6	35.3
18.00	0	0	0	0	3	2	13	4	0	0	0	0	0	0	0	22	44.3	36.7
19.00	0	0	0	0	2	6	2	4	1	0	1	0	0	0	0	16	46	37.5
20.00	0	0	0	1	0	8	2	3	0	0	0	0	0	0	0	14	43.3	34.8
21.00	0	0	0	1	1	6	5	1	1	0	0	0	0	0	0	15	43.2	34.6
22.00	0	0	1	0	1	1	0	0	0	0	0	0	0	0	0	3	-	26
23.00	0	0	0	0	0	0	0	0	1	0	0	0	0	0	0	1	-	48.4
24.00	0	0	0	0	0	0	0	0	0	0	0	0	0	0	0	0	-	-
Total	0	3	5	7	32	87	105	60	24	2	2	1	0	0	0	328		

Day 3 Monday Date 20/10/2025 Direction Northbound

Hour Ending	Speed Range															Total Vehs.	85th Percentile	Mean Average
	5 - 10	10 - 15	15 - 20	20 - 25	25 - 30	30 - 35	35 -40	40 - 45	45 - 50	50 - 55	55 - 60	60 - 65	65 - 70	70 - 75	75 - 80			
01.00	0	0	0	0	0	0	0	0	0	0	0	0	0	0	0	0	-	-
02.00	0	0	0	0	0	0	0	0	0	0	0	0	0	0	0	0	-	-
03.00	0	0	0	0	0	0	0	0	0	0	0	0	0	0	0	0	-	-
04.00	0	0	0	0	0	0	0	0	0	0	0	0	0	0	0	0	-	-
05.00	0	0	0	0	0	0	0	1	1	0	0	0	0	0	0	2	-	45.5
06.00	0	0	0	0	0	0	1	2	0	0	0	0	0	0	0	3	-	41.9
07.00	0	0	0	0	0	3	2	4	0	0	0	0	0	0	0	9	-	38.7
08.00	0	0	1	0	0	5	6	10	2	0	0	0	0	0	0	24	46.5	38.5
09.00	0	1	1	0	0	10	11	13	7	1	1	0	0	0	0	45	48.6	38.9
10.00	0	0	1	0	2	9	7	18	3	0	0	0	0	0	0	40	43.5	37.9
11.00	0	0	0	0	2	7	10	4	5	0	0	0	0	0	0	28	46.4	38.3
12.00	0	4	1	0	2	8	10	9	4	0	0	0	0	0	0	38	44.5	35
13.00	0	0	2	2	4	11	15	2	4	0	0	0	0	0	0	40	41.6	34.6
14.00	0	0	0	3	5	8	15	11	1	0	0	0	0	0	0	43	42.2	35.8
15.00	0	0	1	0	6	12	13	12	3	0	0	0	0	0	0	47	42.1	36.6
16.00	0	0	0	3	5	12	23	15	3	1	0	0	0	0	0	62	45.9	36.9
17.00	0	0	1	1	1	8	21	18	4	3	0	0	0	0	0	57	47.2	39.1
18.00	0	0	0	0	4	8	17	14	10	0	0	0	0	0	0	53	48.2	39.4
19.00	0	0	0	0	1	8	14	8	5	2	0	0	0	0	0	38	46.2	39.4
20.00	0	0	0	0	2	0	0	5	0	0	0	0	0	0	0	7	-	38.8
21.00	0	0	0	0	0	2	7	1	1	0	1	0	0	0	0	12	50.3	39.9
22.00	0	0	0	0	0	1	2	1	1	1	0	0	0	0	0	6	-	41.3
23.00	0	0	0	0	0	0	1	0	0	1	0	0	0	0	0	2	-	45.1
24.00	0	0	0	0	0	0	0	0	0	0	0	0	0	0	0	0	-	-
Total	0	5	8	9	34	112	175	148	54	9	2	0	0	0	0	556		

Day 4 Tuesday Date 21/10/2025 Direction Northbound

Hour Ending	Speed Range															Total Vehs.	85th Percentile	Mean Average
	5 - 10	10 - 15	15 - 20	20 - 25	25 - 30	30 - 35	35 -40	40 - 45	45 - 50	50 - 55	55 - 60	60 - 65	65 - 70	70 - 75	75 - 80			
01.00	0	0	0	0	0	1	0	1	0	1	0	0	0	0	0	3	-	42.1
02.00	0	0	0	0	0	0	0	0	0	0	0	0	0	0	0	0	-	-
03.00	0	0	0	0	0	0	0	0	0	0	0	0	0	0	0	0	-	-
04.00	0	0	0	0	0	0	0	1	0	0	0	0	0	0	0	1	-	43
05.00	0	0	0	0	0	0	0	0	1	0	0	0	0	0	0	1	-	46.7
06.00	0	0	0	0	0	0	2	0	0	0	0	0	0	0	0	2	-	38.8
07.00	0	0	0	0	1	2	2	3	2	0	1	0	0	0	0	11	48.9	40.3
08.00	0	1	0	0	1	2	7	10	4	1	0	0	0	0	0	26	45.1	39.7
09.00	0	0	1	0	0	5	18	15	3	5	0	0	0	0	0	47	46.7	40.6
10.00	0	1	1	0	4	6	16	4	4	0	0	0	0	0	0	36	42.2	35.9
11.00	0	0	0	0	3	8	11	7	1	0	0	0	0	0	0	30	44	36.8
12.00	1	0	0	3	4	5	11	6	4	0	0	0	0	0	0	34	44.4	35.7
13.00	0	0	0	0	6	6	9	8	2	2	0	0	0	0	0	33	43.7	37.5
14.00	0	0	2	0	6	13	13	7	0	1	0	0	0	0	0	42	42.6	35.1
15.00	0	0	0	0	4	13	12	4	3	0	0	0	0	0	0	36	42	36
16.00	0	0	0	1	1	14	10	19	6	2	0	0	0	0	0	53	45.4	39.4
17.00	0	0	0	0	4	10	21	20	3	3	1	0	0	0	0	62	44.7	39.3
18.00	0	0	0	0	2	11	21	20	12	3	0	0	0	0	0	69	48.8	40.1
19.00	0	0	0	0	3	5	10	6	6	0	0	0	0	0	0	30	45.7	38.7
20.00	0	0	0	0	1	6	6	3	2	0	0	0	0	0	0	18	44.1	37
21.00	0	0	1	0	2	1	6	2	0	1	0	0	0	0	0	13	43.4	36.5
22.00	0	0	0	0	0	1	4	4	1	0	0	0	0	0	0	10	-	40.1
23.00	0	0	0	0	1	4	11	7	2	3	0	0	0	0	0	28	45.9	39.6
24.00	0	0	0	0	0	0	2	0	0	0	0	0	0	0	0	2	-	36.5
Total	1	2	5	4	43	113	192	147	56	22	2	0	0	0	0	587		

Day 5 Wednesday Date 22/10/2025 Direction Northbound

Hour Ending	Speed Range															Total Vehs.	85th Percentile	Mean Average
	5 - 10	10 - 15	15 - 20	20 - 25	25 - 30	30 - 35	35 -40	40 - 45	45 - 50	50 - 55	55 - 60	60 - 65	65 - 70	70 - 75	75 - 80			
01.00	0	0	0	0	0	0	0	1	1	0	0	0	0	0	0	2	-	46.5
02.00	0	0	0	0	0	0	1	0	0	0	0	0	0	0	0	1	-	36.3
03.00	0	0	0	0	0	0	0	0	0	0	0	0	0	0	0	0	-	-
04.00	0	0	0	0	0	0	0	0	0	0	0	0	0	0	0	0	-	-
05.00	0	0	0	0	0	0	0	0	1	0	0	0	0	0	0	1	-	45.9
06.00	0	0	0	0	0	0	0	1	0	0	0	0	0	0	0	1	-	40.3
07.00	0	0	0	0	0	0	3	2	2	0	0	0	0	0	0	7	-	40.9
08.00	0	0	2	0	1	2	8	5	5	2	1	0	0	0	0	26	49	39.8
09.00	0	0	2	0	1	5	18	8	3	0	0	0	0	0	0	37	43.5	37.4
10.00	0	1	0	0	3	6	10	8	2	0	0	0	0	0	0	30	42.9	36.5
11.00	0	0	0	1	2	10	11	9	1	0	0	0	0	0	0	34	41.7	36.3
12.00	0	0	0	0	2	11	12	2	3	0	0	0	0	0	0	30	41.8	36.3
13.00	0	1	1	0	4	8	10	5	3	0	0	0	0	0	0	32	42.3	35.2
14.00	0	0	0	0	6	16	8	8	2	1	0	0	0	0	0	41	42.6	36.3
15.00	0	0	0	0	5	16	20	5	5	0	0	0	0	0	0	51	43.1	36.4
16.00	0	0	1	3	4	13	16	16	6	0	0	0	0	0	0	59	44.6	37.1
17.00	0	0	0	0	3	14	26	18	9	0	0	0	0	0	0	70	44.5	38.7
18.00	0	0	0	0	3	11	24	22	10	4	1	0	0	0	0	75	46.5	40.2
19.00	0	0	0	0	1	7	10	10	2	3	0	0	0	0	0	33	45.1	39.3
20.00	0	0	2	0	1	1	9	6	3	0	0	0	0	0	0	22	45.8	38.3
21.00	0	0	0	0	2	1	0	3	1	0	0	0	0	0	0	7	-	36.6
22.00	0	0	0	0	0	2	5	2	0	2	0	0	0	0	0	11	53.9	40
23.00	0	0	0	0	1	0	1	4	0	0	0	0	0	0	0	6	-	38.4
24.00	0	0	0	0	0	0	0	0	0	0	0	0	0	0	0	0	-	-
Total	0	2	8	4	39	123	192	135	59	12	2	0	0	0	0	576		

Day 6 Thursday Date 23/10/2025 Direction Northbound

Hour Ending	Speed Range															Total Vehs.	85th Percentile	Mean Average
	5 - 10	10 - 15	15 - 20	20 - 25	25 - 30	30 - 35	35 -40	40 - 45	45 - 50	50 - 55	55 - 60	60 - 65	65 - 70	70 - 75	75 - 80			
01.00	0	0	0	0	1	0	0	1	1	1	0	0	0	0	0	4	-	41.9
02.00	0	0	0	0	0	0	0	0	0	0	0	0	0	0	0	0	-	-
03.00	0	0	0	0	0	0	0	0	0	0	0	0	0	0	0	0	-	-
04.00	0	0	0	0	0	0	0	0	0	0	0	0	0	0	0	0	-	-
05.00	0	0	0	0	0	0	0	0	0	0	0	0	0	0	0	0	-	-
06.00	0	0	0	0	0	0	0	1	0	0	0	0	0	0	0	1	-	41.6
07.00	0	0	0	0	0	2	3	2	1	0	0	0	0	0	0	8	-	38.7
08.00	0	0	2	1	0	2	4	4	2	4	1	0	0	0	0	20	54	39.8
09.00	0	0	0	0	3	10	15	24	3	0	0	0	0	0	0	55	46.5	39
10.00	0	0	0	0	4	6	12	13	7	0	0	0	0	0	0	42	45.3	39.2
11.00	0	0	0	1	2	3	13	6	1	0	0	0	0	0	0	26	42.2	37.2
12.00	0	0	0	1	7	15	4	8	0	0	0	0	0	0	0	35	40.6	34.1
13.00	0	0	1	0	5	13	20	6	1	0	0	0	0	0	0	46	40.9	35.5
14.00	0	1	1	0	4	7	14	9	2	1	0	0	0	0	0	39	42.6	36.8
15.00	0	1	0	1	4	22	8	10	7	0	0	0	0	0	0	53	44.6	36.5
16.00	0	0	0	3	4	16	20	16	6	6	0	0	0	0	0	71	46.7	38.3
17.00	0	0	0	2	1	9	17	19	7	2	1	0	0	1	0	58	46.1	40.4
18.00	0	0	0	0	1	19	19	15	13	0	1	0	0	0	0	68	45.6	39.1
19.00	0	1	0	1	0	10	24	13	6	1	0	0	0	0	0	56	44.2	38.4
20.00	0	0	0	0	0	3	3	4	2	0	0	0	0	0	0	12	47	39.6
21.00	0	0	0	0	0	2	3	5	2	0	1	0	0	0	0	13	49.4	41.9
22.00	0	0	0	0	0	4	4	1	3	0	0	0	0	0	0	12	48.2	38.2
23.00	0	0	1	0	1	1	2	4	1	0	0	0	0	0	0	10	-	37.4
24.00	0	0	0	0	0	3	1	0	0	1	0	0	0	0	0	5	-	37.7
Total	0	3	5	10	37	147	186	161	65	16	4	0	0	1	0	634		

Day 7 Friday Date 24/10/2025 Direction Northbound

Hour Ending	Speed Range															Total Vehs.	85th Percentile	Mean Average
	5 - 10	10 - 15	15 - 20	20 - 25	25 - 30	30 - 35	35 -40	40 - 45	45 - 50	50 - 55	55 - 60	60 - 65	65 - 70	70 - 75	75 - 80			
01.00	0	0	0	0	0	0	1	1	2	0	0	0	0	0	0	4	-	44.8
02.00	0	0	0	0	0	0	0	0	0	0	0	0	0	0	0	0	-	-
03.00	0	0	0	0	0	0	0	0	0	0	0	0	0	0	0	0	-	-
04.00	0	0	0	0	0	0	0	0	0	0	0	0	0	0	0	0	-	-
05.00	0	0	0	0	0	0	0	0	0	0	0	0	0	0	0	0	-	-
06.00	0	0	0	0	0	0	0	1	0	0	0	0	0	0	0	1	-	42.3
07.00	0	0	0	1	2	0	0	3	0	1	1	0	0	0	0	8	-	40.5
08.00	0	1	0	0	0	4	6	7	2	1	0	0	0	0	0	21	45.4	38.6
09.00	0	0	1	0	1	7	10	10	4	0	1	0	0	0	0	34	46.5	38.6
10.00	0	0	0	1	3	12	8	8	1	2	1	0	0	0	0	36	44.4	37.6
11.00	0	1	1	0	3	12	14	8	4	0	0	0	0	0	0	43	43.1	36.4
12.00	0	0	0	1	2	8	16	5	2	0	0	0	0	0	0	34	42.2	36.7
13.00	0	0	0	1	1	7	15	9	4	1	0	0	0	0	0	38	45	38.7
14.00	0	1	0	1	6	6	15	17	0	1	0	0	0	0	0	47	45.6	36.7
15.00	0	0	1	0	6	13	22	8	8	1	0	0	0	0	0	59	46.4	37.6
16.00	0	0	0	2	8	14	24	9	2	1	2	0	0	0	0	62	42	36.5
17.00	0	0	0	0	3	12	21	13	8	3	0	0	0	0	0	60	45.5	39
18.00	0	0	2	0	0	8	17	17	8	2	0	0	0	0	0	54	45.3	39.6
19.00	0	0	0	3	2	6	11	9	1	0	0	0	0	0	0	32	43	36
20.00	0	0	0	0	0	2	11	5	3	0	0	0	0	0	0	21	44.8	39.7
21.00	0	0	0	0	0	1	1	2	2	0	0	0	0	0	0	6	-	41.5
22.00	0	0	0	0	0	1	1	2	1	0	0	0	0	0	0	5	-	40.7
23.00	0	0	0	0	0	0	6	0	2	0	0	0	0	0	0	8	-	39.1
24.00	0	0	0	0	0	0	2	0	1	0	0	0	0	0	0	3	-	40
Total	0	3	5	10	37	113	201	134	55	13	5	0	0	0	0	576		

Day 1		Day 2		Day 3		Day 4		Day 5		Day 6		Day 7	
Total Vehs.	85th Percentile	Total Vehs.	85th Percentile	Total Vehs.	85th Percentile	Total Vehs.	85th Percentile	Total Vehs.	85th Percentile	Total Vehs.	85th Percentile	Total Vehs.	85th Percentile
	-		-		-		-		-		-		-
	-		-		-		-		-		-		-
	-		-		-		-		-		-		-
	-		-		-		-		-		-		-
	-		-		-		-		-		-		-
	-		-		-		-		-		-		-
	-		-		-	11	48.9		-		-		-
	-		-	24	46.5	26	45.1	26	49	20	54	21	45.4
17	41.9	11	47.9	45	48.6	47	46.7	37	43.5	55	46.5	34	46.5
24	45.5	18	45.8	40	43.5	36	42.2	30	42.9	42	45.3	36	44.4
29	47.6	22	44.7	28	46.4	30	44	34	41.7	26	42.2	43	43.1
38	40.5	32	43.6	38	44.5	34	44.4	30	41.8	35	40.6	34	42.2
51	42.8	34	46.8	40	41.6	33	43.7	32	42.3	46	40.9	38	45
46	43.1	39	48.7	43	42.2	42	42.6	41	42.6	39	42.6	47	45.6
32	44.4	34	44.4	47	42.1	36	42	51	43.1	53	44.6	59	46.4
49	40.5	31	42.9	62	45.9	53	45.4	59	44.6	71	46.7	62	42
40	41.5	25	44.6	57	47.2	62	44.7	70	44.5	58	46.1	60	45.5
29	48.3	22	44.3	53	48.2	69	48.8	75	46.5	68	45.6	54	45.3
26	45.8	16	46	38	46.2	30	45.7	33	45.1	56	44.2	32	43
	-	14	43.3	7	-	18	44.1	22	45.8	12	47	21	44.8
	-	15	43.2	12	50.3	13	43.4		-	13	49.4		-
	-		-		-		-	11	53.9	12	48.2		-
	-		-		-	28	45.9		-		-		-
	-		-		-		-		-		-		-
Total	381		313		534		568		551		606		541
Weighted	43.42756		45.17476		44.8324		44.99384		44.398		45.07426		44.56322

85th%ile 44.63772 Dry Weather
Average 42.13772 Wet Weather