

1 11 Front Proposed (East)
1 : 100

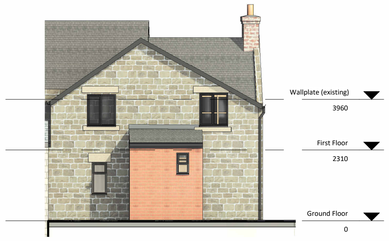

2 11 Rear Proposed (West)
1 : 100



I3 Front Isometric

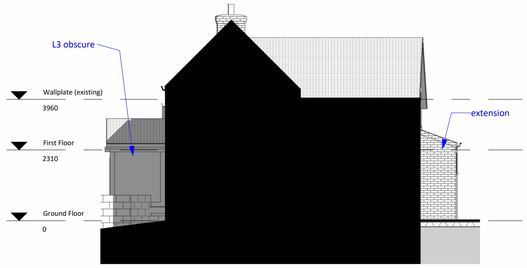

3 11 Side 1 Proposed (North)
1 : 100

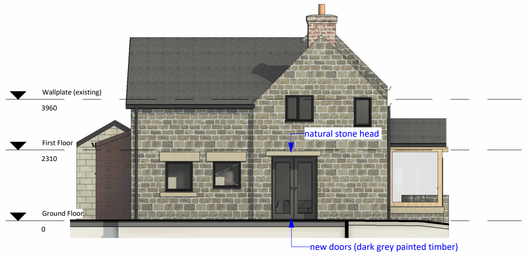

4 11 Side 2 Proposed (South)
1 : 100



I4 Rear Isometric

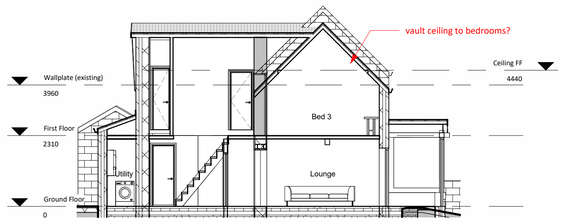

6 Proposed Section
1 : 100

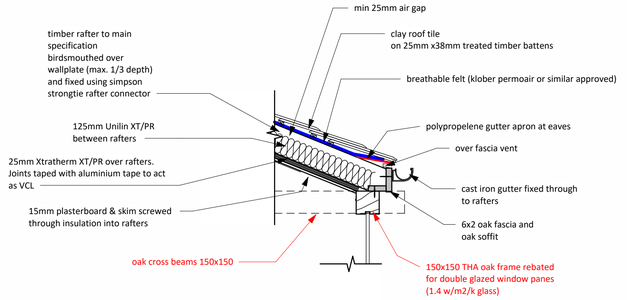

9 G. Eaves Detail
1 : 20

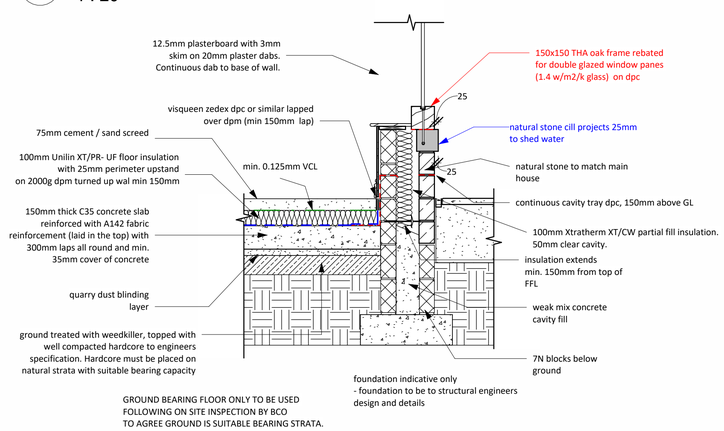

8 A. Ground Floor / Wall Details
1 : 20

NOTES
- Do not scale from this drawing.
- Due the nature of the project (existing property) dimensions may vary on site to those shown.
- The contractor and any specialist designers are responsible for checking all dimensions, tolerances etc before works commence or any materials are ordered / manafactured
- Any discrepancies to be reffered to the designer.
- Refer to structural engineers drawings for all structural elements. Structural elements denoted on this drawing are for information only.
- All dimensions are structural i.e. before plaster or other finishes unless stated therwise
-This drawing is copywright of Stonehouse Architectural Ltd and must not be reproduced without authorisation.

STONEHOUSE & CO
ARCHITECTURAL DESIGN

Rev	Description	Date
1	sections added, doors updated to timber	17.09.26

CODE	SUITABILITY DESCRIPTION
STATUS	PURPOSE OF ISSUE

PROJECT
Moreno, Horsely Lane, DE21 5BH

TITLE
Proposed Elevations

CLIENT
Mr D Rothwell

DRAWN BY	CHECKED BY	DATE
bl	bl	07/07/26

SCALE (@ A1)	PROJECT NUMBER
As indicated	J26-031

DRAWING NUMBER	REV
A201	1

17/09/2026 16:07:29