DO NOT SCALE EXCEPT FOR PLANNING AND BUILDING REGULATION PURPOSES

GENERAL NOTES

LIGHTING :-
ALL LIGHTING TO BE POSITIONED TO AVOID DIRECT GLARE ON THE EYES OF THE USER AND UNWANTED REFLECTIONS FROM THE SCREEN OR OPERATING FEATURES. GLARE FROM LIGHTING TO BE AVOIDED.
SIGNAGE :-
ALL SIGNAGE TO CONFORM TO BS 8300:2001 SECTIONS 9.2.2 LOCATION & DESIGN OF SIGNS & INFORMATION AND 9.2.3 VISUAL SIGNS.
ALL NEW GLAZING CONFORMS TO BS 6206.
ALL ELECTRICAL WORK CONFORMS TO BS 7671.

IT IS ASSUMED THAT ALL PRELIMINARY WORKS CARRIED OUT / CONTRACTED BY THE SITE OWNER (SHOULD THEY BE REQUIRED BY THE PROJECT) ARE COMPLETED IN ACCORDANCE WITH CURRENT BUILDING REGULATIONS 2010 AND AMENDMENTS THEREAFTER

SITE NOTES

FLOOR CONSTRUCTION : CONCRETE

REMOVE SECTION OF EXTERNAL FOOTPATH DOWN TO FORECOURT LEVEL.
CREATE LEVEL CONCRETE BASE AND FIT NEW PIN KERBS

FORM APERTURE IN THE EXISTING BRICKWORK AND REMOVE SECTION OF BRICKWORK FOR THE RECESS

INSTALL NEW: ELECTRICS, 100mm RECESSED SURROUND, PLINTH, ENCLOSURE, ATM, AND ILLUMINATED SIGNAGE

NOTE:
-NO ASBESTOS REG. NCRA TO ARRANGE ASBESTOS SURVEY REQUIRED PRIOR TO FURTHER SURVEYS AND INVASIVE WORKS COMMENCING
-ALL PROPOSED ATM INSTALL WORKS MUST ALLOW FOR FULL ATM SERVICE CLEARANCE INC. FULL RACK OUT OF REAR DISPENSERS
-FOR ATM ELECTRICS / SEE ELECTRICAL SURVEY
-ATM ENCLOSURE REQUIREMENT TO BE CONFIRMED
- ATM APERTURE IS NOT WITHIN ANY PFS HAZARDOUS ZONES
-PARKING AVAILABLE ON THE FORECOURT
-110mm KERB STEP FOR DELIVERY OF ATM
- THE SITE IS NOT A LISTED BUILDING BUT IT IS LOCATED IN A CONSERVATION AREA AND IS ADJACENT TO A LISTED BUILDING WITH MORE IN THE NEAR AREA. NON ILLUMINATED SIGNAGE PROPOSED AND PLANNING ADVISED PRIOR TO INSTALL

WORK TO BE CARRIED OUT BY SITE:

RELOCATE 1 SHELVING UNIT, 2 x EXTERNAL POSTERS AND NEWSPAPER DISPLAY
TEMORARILY RELOCATE 1 x SHELVING UNIT AND ICE CREAM FREEZER FOR THE DURATION OF THE ATM INSTALL WORKS

PROVIDE ACCESS FOR AREA REQUIRED TO CARRY OUT THE ASBESTOS SURVEY

PROVIDE ACCESS TO MAINS DISTRIBUTION BOARD AND ATM LOCATION ON DAYS OF SURVEY AND ATM INSTALL WORKS

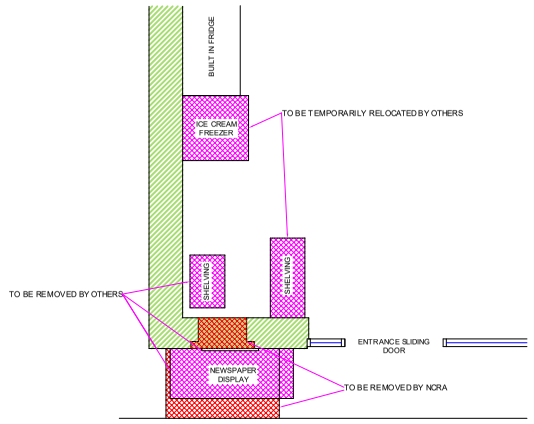

EXISTING (PART) PLAN

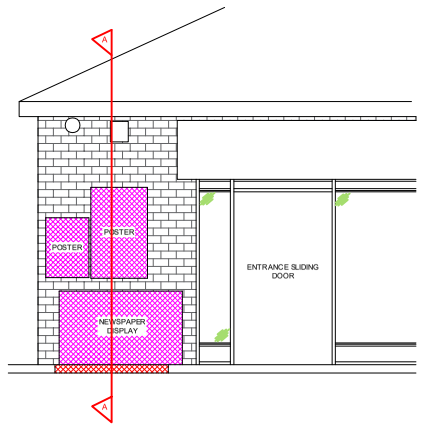

EXISTING ELEVATION

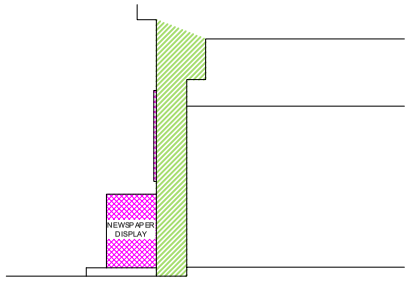

EXISTING SECTION VIEW A-A

0 1 2 3 4 5 6 7 8 9 10
Scale in Metres Scale 1:100

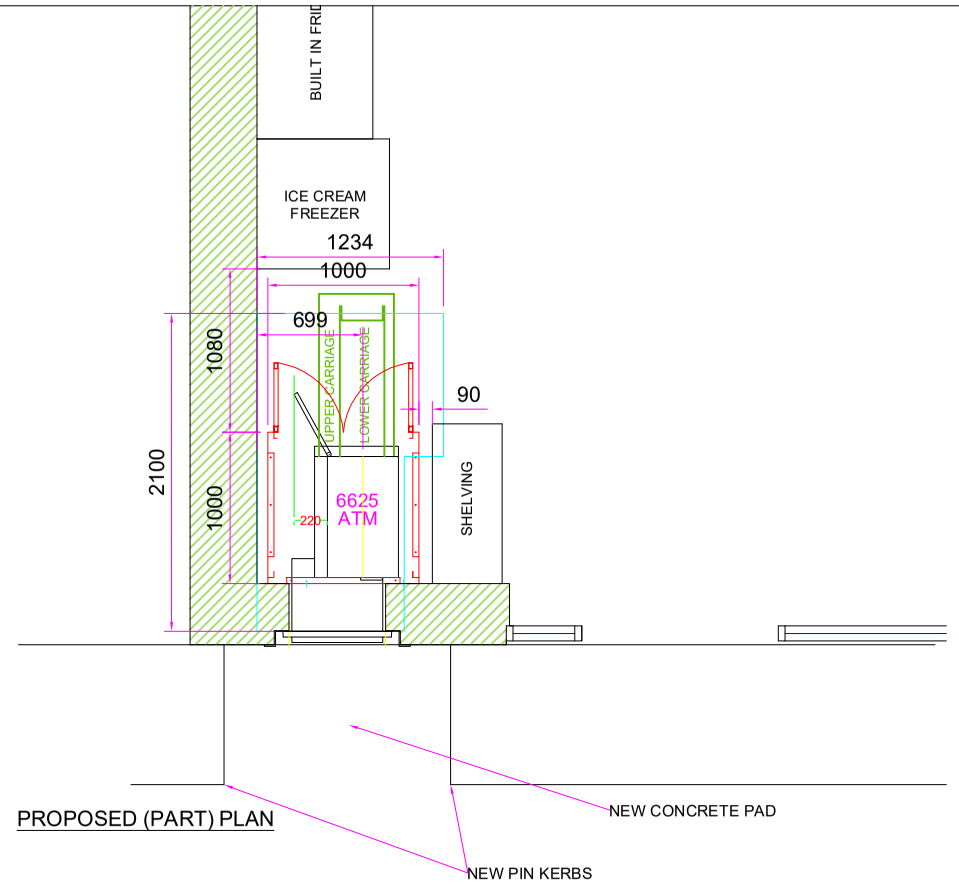

PROPOSED (PART) PLAN

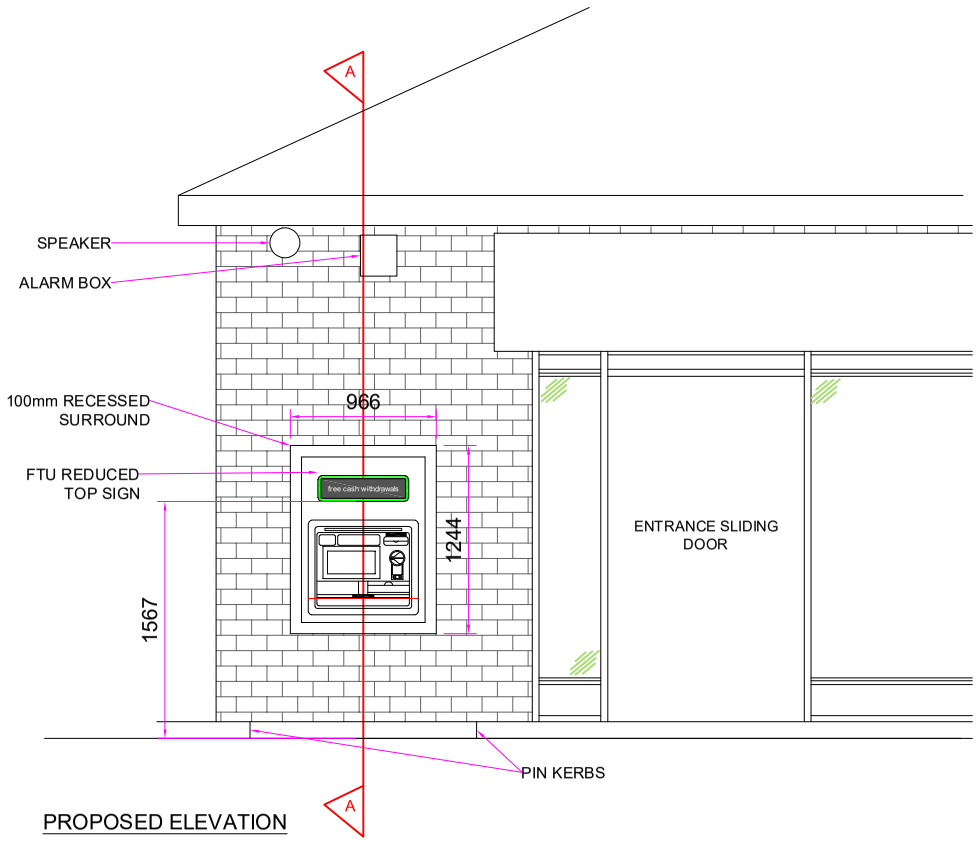

PROPOSED ELEVATION

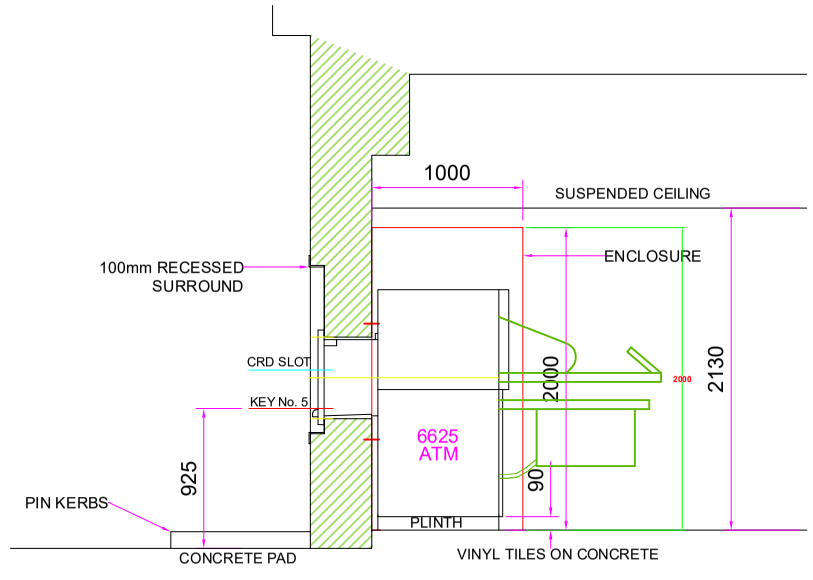

SECTION VIEW A-A

0 1 2 3 4 5 6 7 8 9 10
Scale in Metres Scale 1:50

SITE ADDRESS
COSTCUTTER LION GARAGE
10 BRIDGE STREET
BELPER
DE56 1AX

TITLE
PROPOSED AUTOMATED TELLER MACHINE (ATM)
INSTALLATION FOR CASHZONE

DRAWN	DATE	SCALE
CT	09/09/26	VARIOUS @A3
REF/DRG No.	SHEET	REVISION
E031541		01

REVISION	DESCRIPTION	DATE	BY
04			
03			
02			
01	ATM BEZEL CHANGED FROM ADVERT TO STANDARD AS CONFIRMED BY STAGING TEAM, SIGNAGE AMENDED	11/09/26	AG

drawing approval

NAME:-	
POSITION:-	APPROVED:-
DATE:-	SIGNED:-

NCR ATLEOS