

Front Elevation
1 : 100

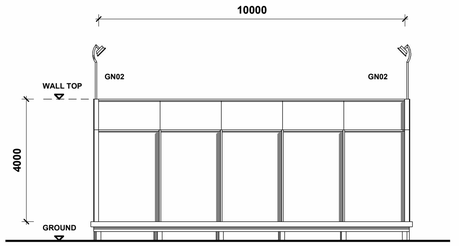

Side A
1 : 100

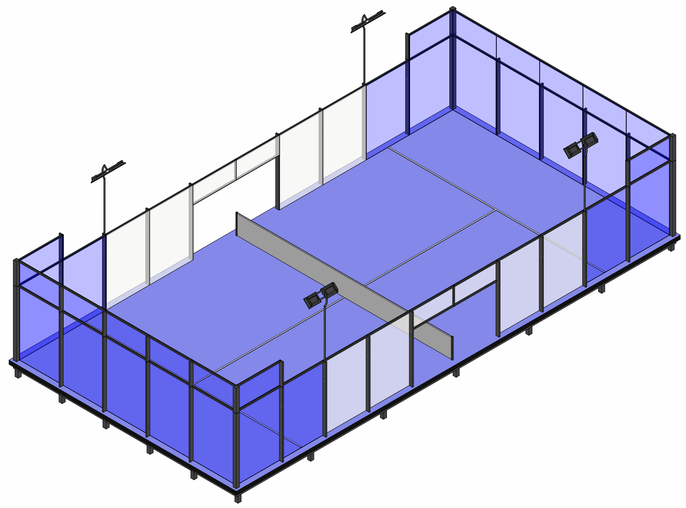

Indicative 3D massing

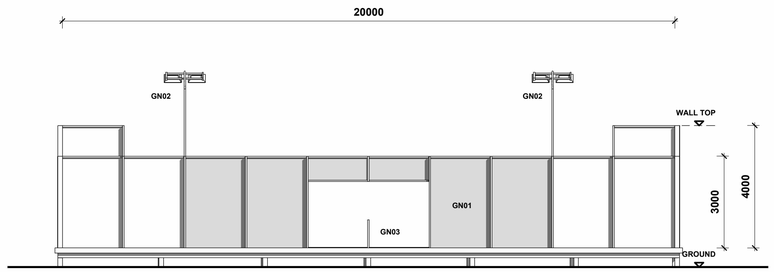

Rear Elevation
1 : 100

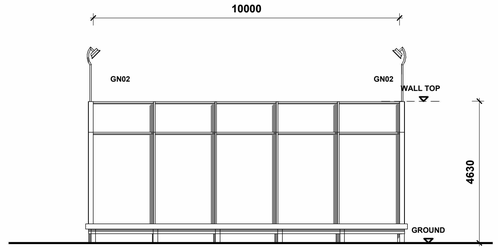

Side B
1 : 100

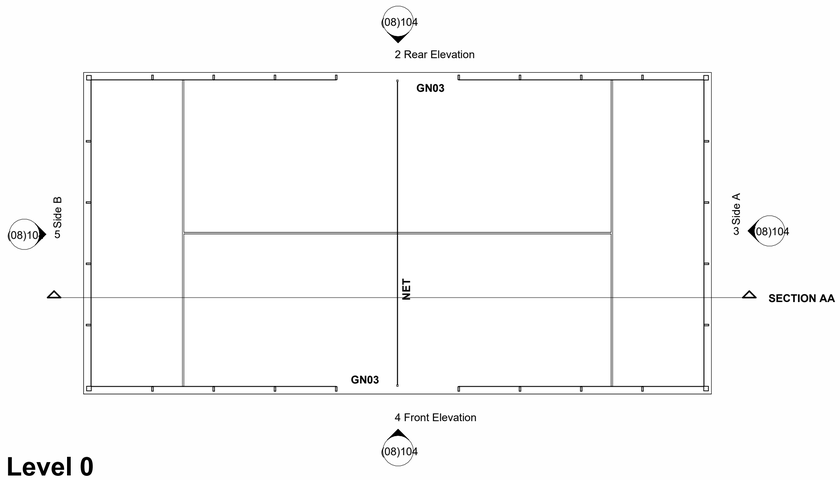

Level 0
1 : 100

GENERAL DRAWING NOTES

GN01 – PADEL COURT MESH SCREEN
Powder-coated steel mesh enclosure system forming the perimeter fence to the padel court. System to be proprietary padel manufacturer specification, minimum height typically 3.0m to sides and 4.0m to ends unless noted otherwise. Mesh panels fixed to steel posts with anti-tamper fixings. Finish colour to be dark green or black unless agreed otherwise with the Local Planning Authority. Foundations and post embedment to structural engineers details. Install true to line and level.

GN02 – PADEL COURT FLOOD LIGHTS
LED floodlighting system mounted on perimeter columns positioned outside the court enclosure. Luminaires to be designed for padel use with uniform court illumination and minimal glare. Lighting design to comply with ILP guidance and local authority requirements for light spill and residential amenity. Maximum column height and lux levels to accord with planning consent where applicable. Electrical installation by qualified contractor in accordance with current BS standards.

GN03 – COURT ENTRANCE
Access gate integrated within mesh enclosure system providing controlled entry to the court. Gate to match mesh enclosure finish and construction. Minimum clear opening typically 1000mm unless noted otherwise. Gate to include self-closing hinges and latch mechanism suitable for sports facility use. Threshold to be flush with court surface to prevent trip hazards.

GN04 – PADEL COURT GLASS
Tempered safety glass panels forming the rear and corner walls of the court enclosure in accordance with International Padel Federation standards. Glass panels to be minimum 1012mm toughened safety glass with polished edges and point-fixed stainless steel fittings. Panels to be installed plumb and level with sealed joints. All glass to comply with BS EN safety standards.

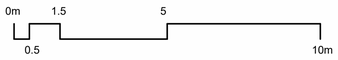

rev	date	issued	description
A	06/10/2026	EA	revision requests

Newark Studio
t: 01635 605100

Derby Studio
t: 01332 557557

Manchester Studio
t: 0161 8261042

GUY TAYLOR ASSOCIATES
NEWARK / MANCHESTER / DERBY

A1
Original Sheet Size

STATUS
Planning

- All rights described in chapter IV of the copyright, designs and patents act 1988 have been generally asserted
- Where any drawing is to be read in conjunction with another, including specialists, the two drawings shall be cross-checked and any descrepancies reported to the architect before the work is put in hand
- All dimensions are in millimeters, all levels are in metres, unless shown otherwise
- Any discrepancies in dimensions or details on or between these drawings/specifications should be drawn to the attention of the Guy Taylor Associates and or the engineer in writing for clarification
- Drawing prepared solely for the use of client, as detailed in text box, and is not to be copied, lent or used by any third party without written permission

PROJECT
DR&F Padel
23 Town St,
Duffield,
Belper,
DE56 4EH

CLIENT
Duffield Rackets & Fitness

DRAWING TITLE
Padel Court Plans

SCALE	DATE	DRAWN	CHK
1 : 100	04/03/2026	OL	PS

DRAWING NUMBER
562.1463.1-(08)104

REVISION
A

© COPYRIGHT