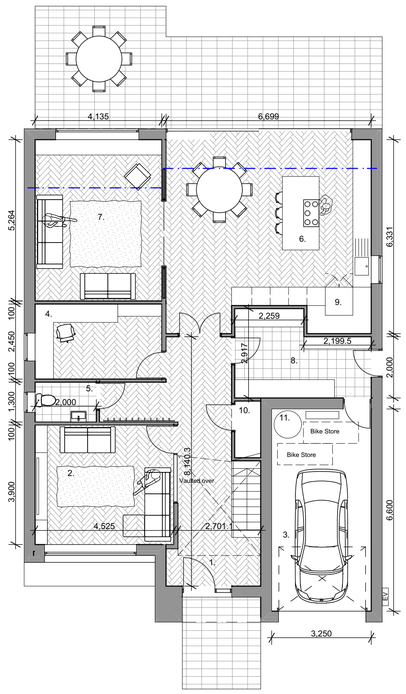

PROPOSED GF PLAN 1:100

1. HALL
2. SNUG
3. GARAGE
4. STUDY
5. WC / Clks
6. KITCHEN / DINING
7. LOUNGE
8. UTILITY
9. PANTRY
10. St
11. PLANT
12. MASTER BEDROOM
13. BEDROOM
14. BATHROOM
15. ENSUITE
16. DRESSING

1:100 @ A1

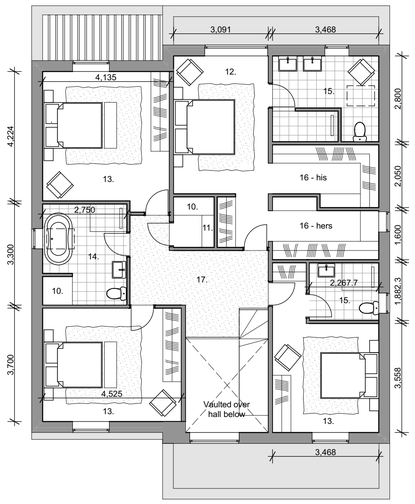

PROPOSED FF PLAN 1:100



PROPOSED FRONT ELEVATION 1:100



PROPOSED REAR ELEVATION 1:100

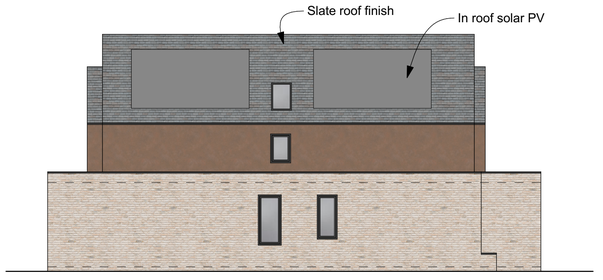

PROPOSED SIDE (SOUTH EAST) ELEVATION 1:100

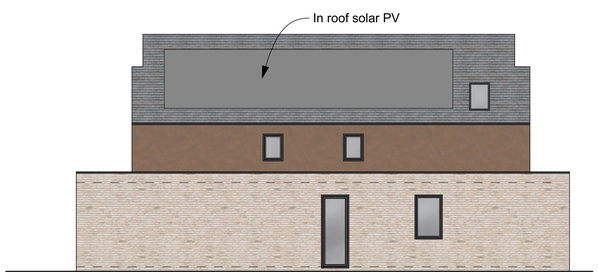

PROPOSED SIDE (NORTH WEST) ELEVATION 1:100

MATERIAL SCHEDULE

Brick - Forum Smoked Prata

Cladding - Tecu Bronze

Roof - Sandtoft New Rivius Slate







Notes:

Copyright retained in accordance with the copyright design and patents act 1988.
Dimensions must not be scaled from this drawing. The contractor is to check and verify all building and site dimensions before work is commenced. The Contractor is to check and verify with all Statutory Authorities and Employer the local and condition of any underground or overhead services or confirm that none exist prior to work commencing on site.

CDM Regulations 2015:

Denotes a significant hazard or difficult to manage procedure. Please refer to 'Designer Risk Assessment' for further information regarding mitigation of hazards.

CDM Regulations, require all projects to:
- Have workers with the correct skills, knowledge, training and experience.
- Contractors providing appropriate supervision, instruction and information.
- A written Construction Phase Plan.

Swain Architecture are appointed as 'Designer' only, unless appointed by the client in writing to confirm Swain Architecture's role as 'Principal Designer'.

Rev	Description	Date
B	Additional detail added	09/26
A	Additional detail added	07/26

SWAIN ARCHITECTURE
W: www.swainarchitecture.com
E: info@swainarchitecture.com
T: 0115 972 7685
Mohan Business Centre, Tamworth Road, Long Eaton, Nottingham, NG10 1BE.

PROPOSED

Client: Mr Bevan
Project: 121 Broadway
Drawing: Proposed Floor Plans and Elevations
Number: 26.597.S03.01 Rev B
Date: May 2026
Paper Size: A1 Scale: 1:100
Drawn By: ER Checked By: