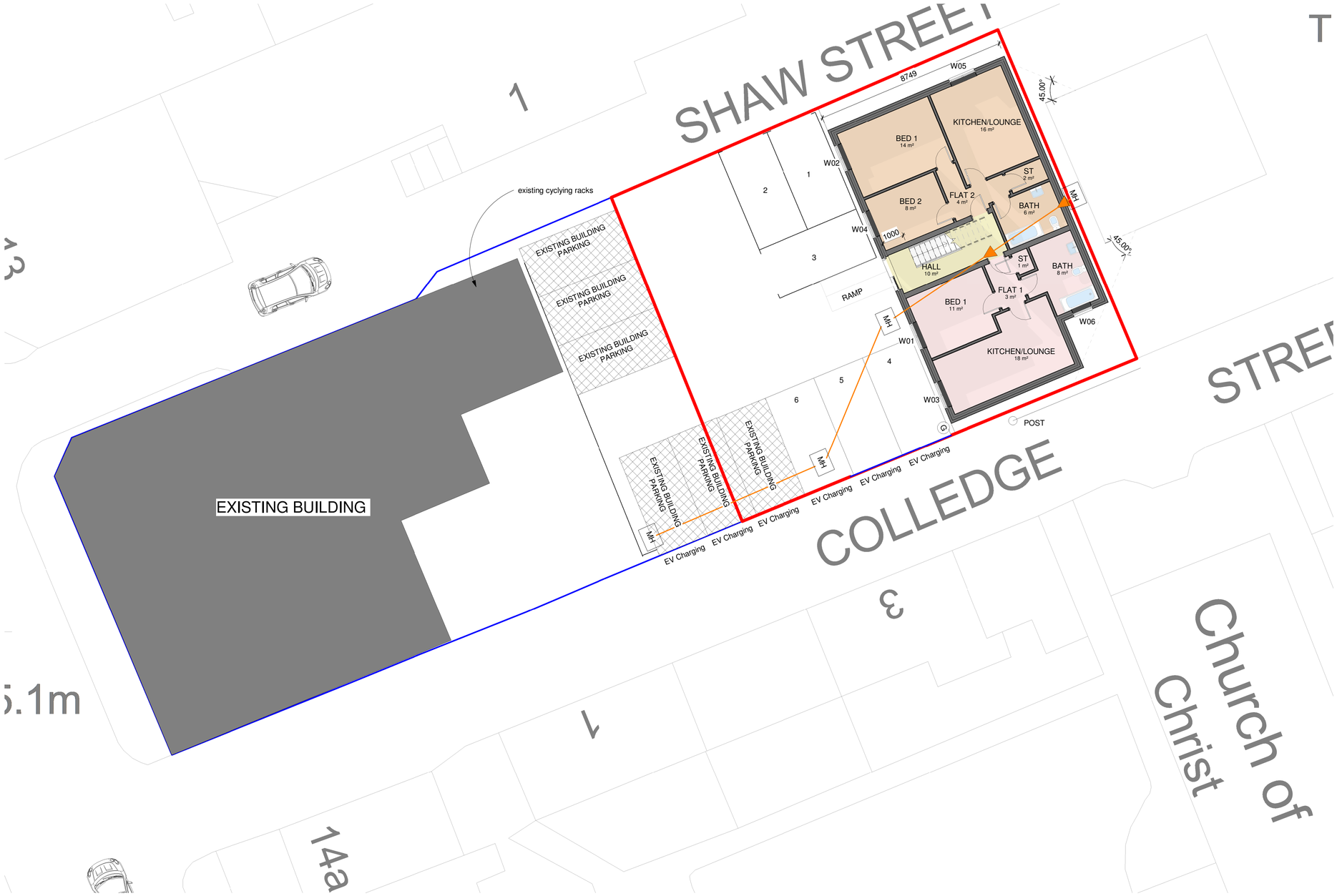

00 GROUND FLOOR
1 : 100

General

Drawings prepared for local authority. Any electrical, heating installation, joinery items, finishes, and fittings to be instructed by the client. The clients are to satisfy themselves that any buried private or public services will not affect the proposal.These drawings have been prepared on the understanding that work will not commence on site prior to the granting of planning permission and building reg approval. All drawings are copyrights and may not be used in conjunction with other projects

CDM REG 2015

These drawings have been prepared on the understanding that work will not commence on site prior to the granting of planning permission and building Reg approval. At this point the designers work is complete; hence the designer of this drawing will not be acting as the principle designer in terms of health and safety. Under the new regulations, both the client and the building contractor will have health and safety responsibilities and will need to prepare a construction phase plan for the scheme. the construction phase plan for the scheme should include risk assessment and method statements for elements of the works such as excavations, buried services, risk of electrocution, working at height, lifting and handling, etc. should you require guidance, please see HSE website.

Rev	Description	Date
A	Updated materials & change of dormer to one big dormer.	17/05/24

STATUS	PURPOSE OF ISSUE BUIILDING REGULATIONS

INNOVATIVE DESIGN SOLUTION

STRUCTURAL DESIGN BY:

PROJECT

14 Greenhill Lane, Alfreton, DE55 4EX

TITLE

GROUND FLOOR

CLIENT

PETE TAYLOR

DRAWN BY	CHECKED BY	DATE
Author	Checker	22/12/2022

SCALE (@ A1)	PROJECT NUMBER
1 : 100	0382

DRAWING NUMBER	REV
A100	A

General

Drawings prepared for local authority. Any electrical, heating installation, joinery items, finishes, and fittings to be instructed by the client. The clients are to satisfy themselves that any buried private or public services will not affect the proposal.These drawings have been prepared on the understanding that work will not commence on site prior to the granting of planning permission and building reg approval. All drawings are copyrights and may not be used in conjunction with other projects

CDM REG 2015

These drawings have been prepared on the understanding that work will not commence on site prior to the granting of planning permission and building Reg approval. At this point the designers work is complete; hence the designer of this drawing will not be acting as the principle designer in terms of health and safety. Under the new regulations, both the client and the building contractor will have health and safety responsibilities and will need to prepare a construction phase plan for the scheme. the construction phase plan for the scheme should include risk assessment and method statements for elements of the works such as excavations, buried services, risk of electrocution, working at height, lifting and handling, etc. should you require guidance, please see HSE website.



01 FIRST FLOOR
1 : 50



02 SECOND FLOOR
1 : 50

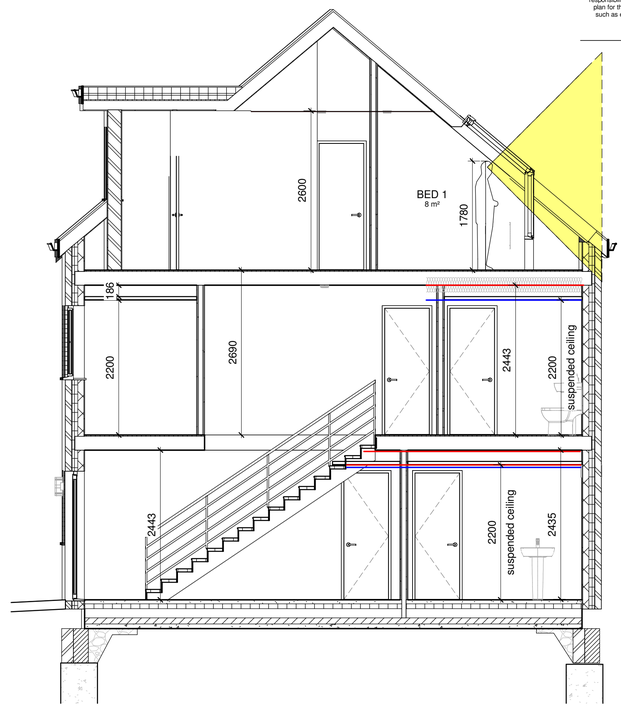

SECTION A-A
1 : 50

5mm continuous ridge ventilation

150mm Fascia
300mm Soffit

Stair balustrade and handrail min 900mm

First floor construction provides 40db sound reduction comprises 22mm M/R chipboard over 15mm OSB decking prefitted to top of 235mm deep proprietary timber joists to specialist design.

1No. layer 15mm Gyproc Wallboard to u/s of rafters

1No. layer 15mm Gyproc Wallboard to u/s of joists

Stairs with store under - Stairs underdrawn with 15mm wallboard fixed at strings and batten at centre of stairs

Provide Cavity tray over lintels

Proprietary weepholes at 450mm c/c's

Principle Front and Alternative Rear Entrance Doors Min. clear opening 850mm for Approved Document Part M Category 2.

1200 x 1200mm Min. Level platform to Front Principle or Rear Alternative (where step free approach cannot be reasonably acheived to Principle Entrance) Entrances with accessible thresholds with max. 15mm upstands (refer to standard detail). Weather protection provided by Canopy over (Min. Canopy width of 900mm and Min. depth. of 600mm).

Approach route min.900mm width (max. gradient 1 in 20). to comply with Approved Document Part M Category 2.

Rev	Description	Date
A	Updated materials & change of dormer to one big dormer.	17/05/24
B	Flats layout change as per council comment	23/04/25

STATUS
PURPOSE OF ISSUE
BUIILDING REGULATIONS

INNOVATIVE DESIGN SOLUTION

STRUCTURAL DESIGN BY:

PROJECT
14 Greenhill Lane, Alfreton, DE55 4EX

TITLE
FIRST & SECOND FLOOR PLANS

CLIENT
PETE TAYLOR

DRAWN BY	CHECKED BY	DATE
Author	Checker	22/12/2022

SCALE (@ A1)	PROJECT NUMBER
1 : 50	0382

DRAWING NUMBER	REV
A101	B

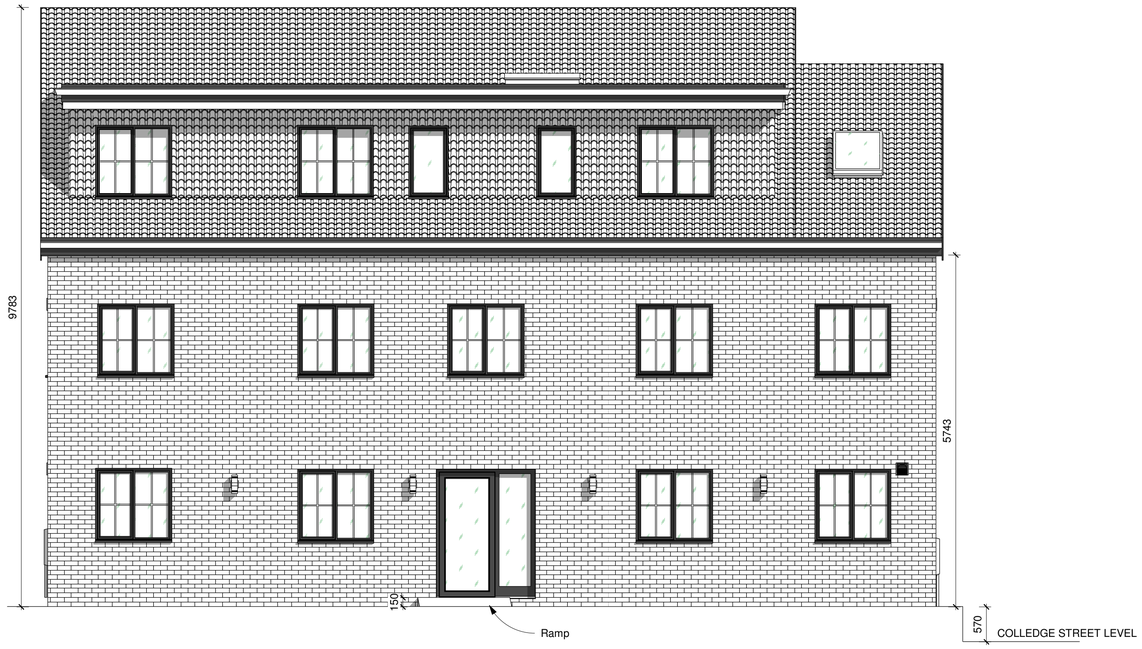

FRONT ELEVATION
1 : 50



SIDE ELEVATION 2
1 : 50

General

Drawings prepared for local authority. Any electrical, heating installation, joinery items, finishes, and fittings to be instructed by the client. The clients are to satisfy themselves that any buried private or public services will not affect the proposal.These drawings have been prepared on the understanding that work will not commence on site prior to the granting of planning permission and building reg approval. All drawings are copyrights and may not be used in conjunction with other projects

CDM REG 2015

These drawings have been prepared on the understanding that work will not commence on site prior to the granting of planning permission and building Reg approval. At this point the designers work is complete; hence the designer of this drawing will not be acting as the principle designer in terms of health and safety. Under the new regulations, both the client and the building contractor will have health and safety responsibilities and will need to prepare a construction phase plan for the scheme. the construction phase plan for the scheme should include risk assessment and method statements for elements of the works such as excavations, buried services, risk of electrocution, working at height, lifting and handling, etc. should you require guidance, please see HSE website.



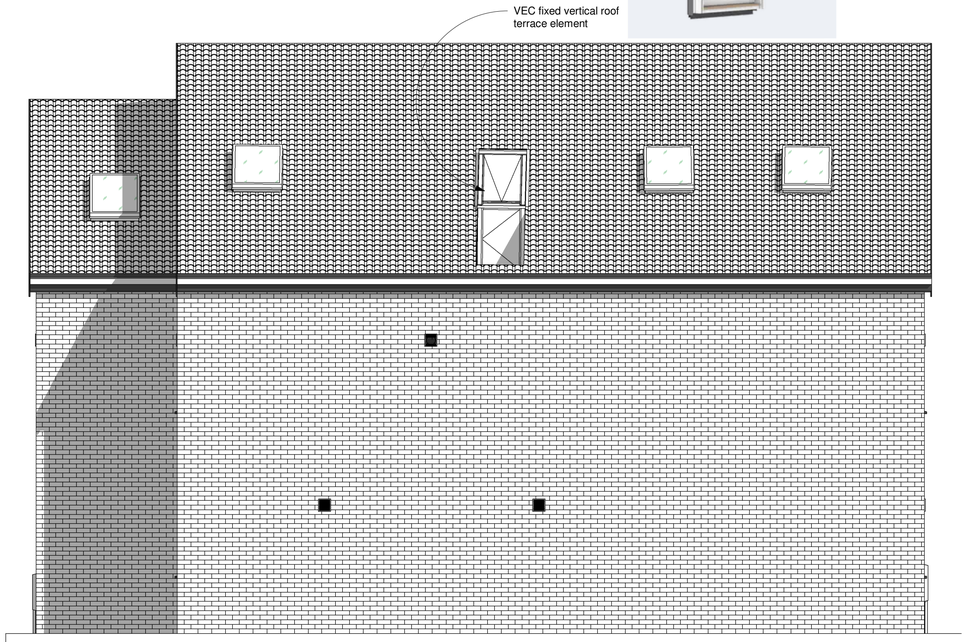

REAR ELEVATION
1 : 50



SIDE ELEVATION 1
1 : 50

Rev	Description	Date
A	Updated materials & change of dormer to one big dormer.	17/05/24

STATUS: PURPOSE OF ISSUE — BUIILDING REGULATIONS

INNOVATIVE DESIGN SOLUTION

STRUCTURAL DESIGN BY:

PROJECT

14 Greenhill Lane, Alfreton, DE55 4EX

TITLE

PROPOSED ELEVATIONS

CLIENT

PETE TAYLOR

DRAWN BY	CHECKED BY	DATE
Author	Checker	17/05/24

SCALE (@ A1)	PROJECT NUMBER
1 : 50	0382

DRAWING NUMBER	REV
A102	A

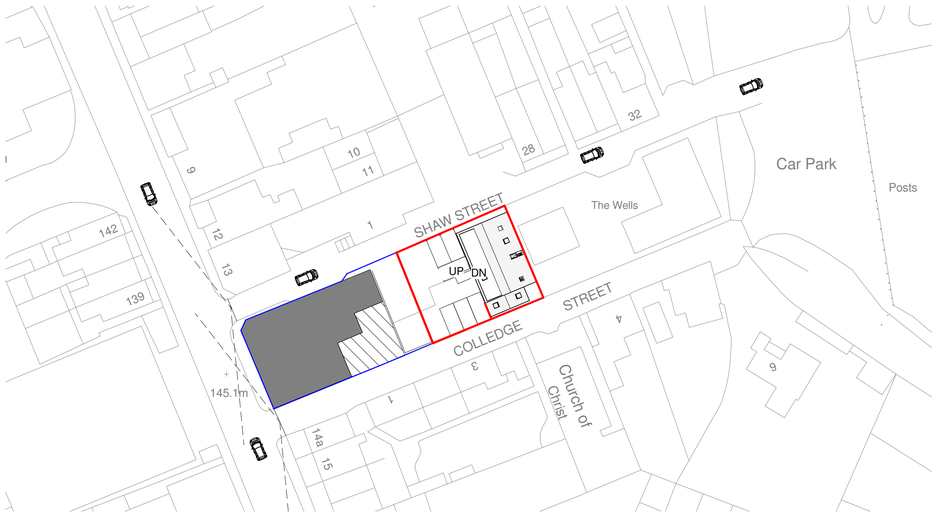

LOCATION PLAN 1-500

1 : 500

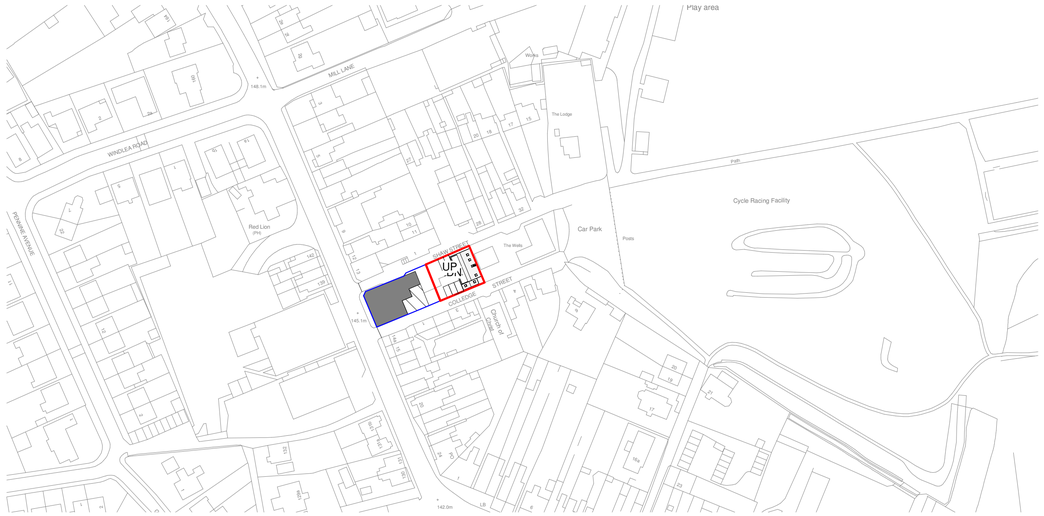

SITE LOCATION PLAN 1-1250

1 : 1250

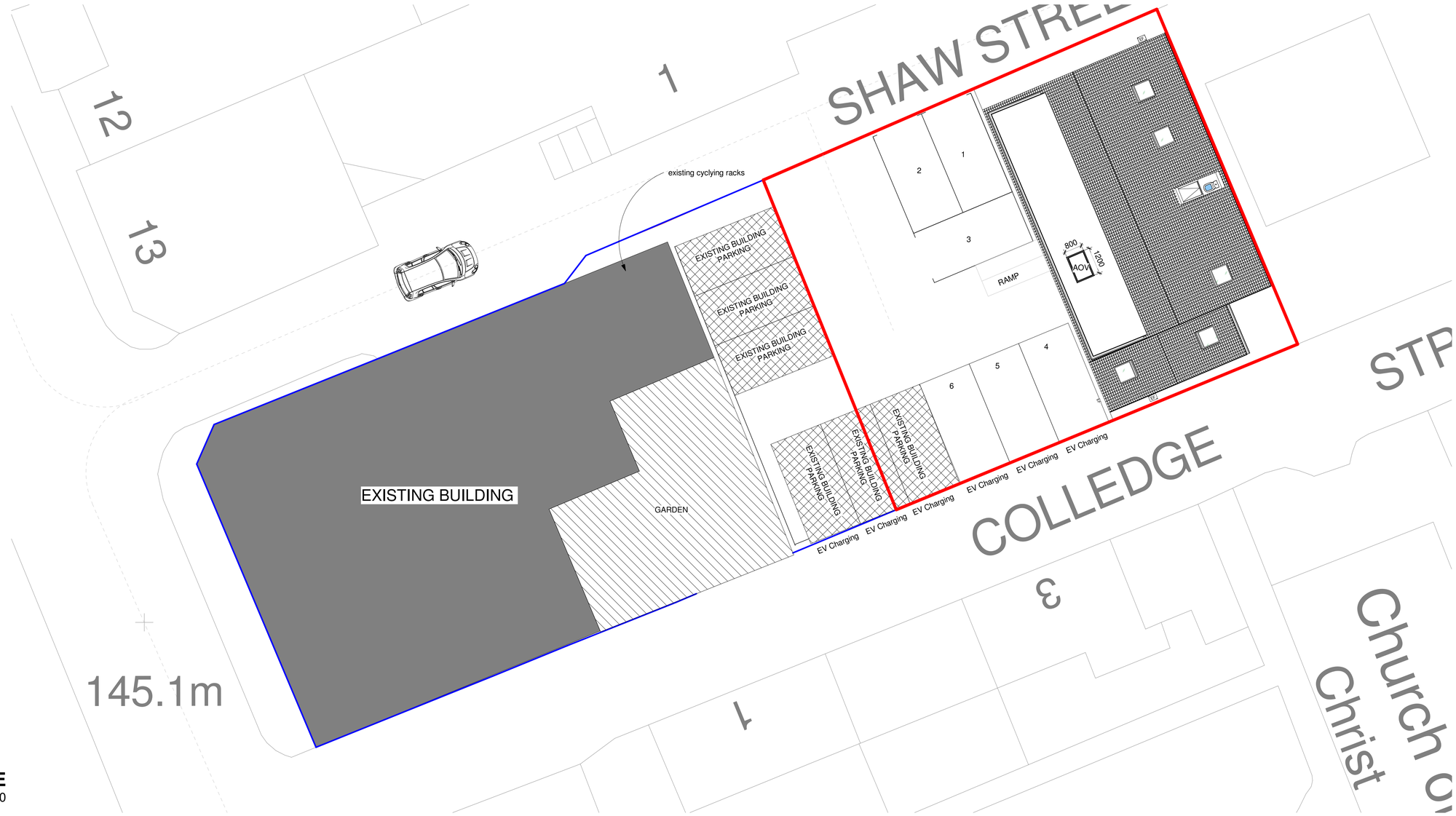

SITE

1 : 100

General

Drawings prepared for local authority. Any electrical, heating installation, joinery items, finishes, and fittings to be instructed by the client. The clients are to satisfy themselves that any buried private or public services will not affect the proposal.These drawings have been prepared on the understanding that work will not commence on site prior to the granting of planning permission and building reg approval. All drawings are copyrights and may not be used in conjunction with other projects

CDM REG 2015

These drawings have been prepared on the understanding that work will not commence on site prior to the granting of planning permission and building Reg approval. At this point the designers work is complete; hence the designer of this drawing will not be acting as the principle designer in terms of health and safety. Under the new regulations, both the client and the building contractor will have health and safety responsibilities and will need to prepare a construction phase plan for the scheme. the construction phase plan for the scheme should include risk assessment and method statements for elements of the works such as excavations, buried services, risk of electrocution, working at height, lifting and handling, etc. should you require guidance, please see HSE website.

North

Rev	Description	Date
A	Updated materials & change of dormer to one big dormer.	17/05/24

STATUS

PURPOSE OF ISSUE
BUIILDING REGULATIONS

INNOVATIVE DESIGN SOLUTION

STRUCTURAL DESIGN BY:

PROJECT
14 Greenhill Lane, Alfreton, DE55 4EX

TITLE
LOCATION PLAN

CLIENT
PETE TAYLOR

DRAWN BY	CHECKED BY	DATE
Author	Checker	17/05/2024

SCALE (@ A1)	PROJECT NUMBER
As indicated	0382

DRAWING NUMBER	REV
A103	A