NOTES:
Copyright of this drawing belongs to Architectural Building Design Services (ABDS) and no part may be reproduced or utilised in any way whatsoever without prior written consent of ABDS.
Figured dimensions shall be taken in preference to scaled dimensions and any discrepancies or errors are to be referred to the designer.
Contractor, sub-contractor and suppliers must verify all dimensions on site before commencing work or making any fabrication drawings.
All elements such as structural walls, beams etc are to be checked on site for suitability prior to works undertaken.
All drawings to be read in conjunction with each other and all notes / building regulation specification, energy calculations, structural calculations / design and other professional / consultation documents associated with the project.

KEY:

2400mm	=	Floor to ceiling measurement (approx)
F-C	=	Floor to window cill measurement (approx)
C-H	=	Window cill to head measurement (approx)
SVP	=	Soil and vent pipe
SP	=	Soil pipe
RWP	=	Rainwater pipe
MH	=	Manhole
BIG	=	Back inlet gully
FFL	=	Finished floor level
+9.81	=	Approx ground level

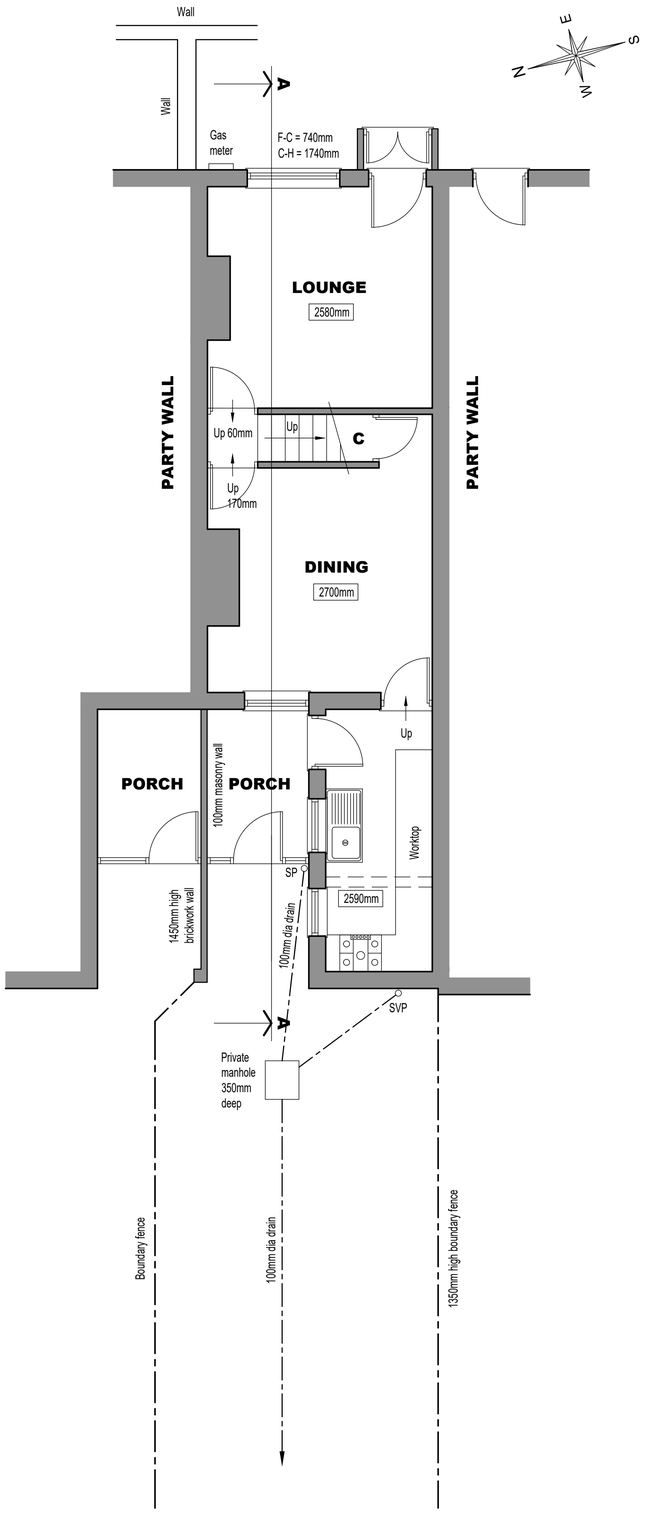

GROUND FLOOR PLAN

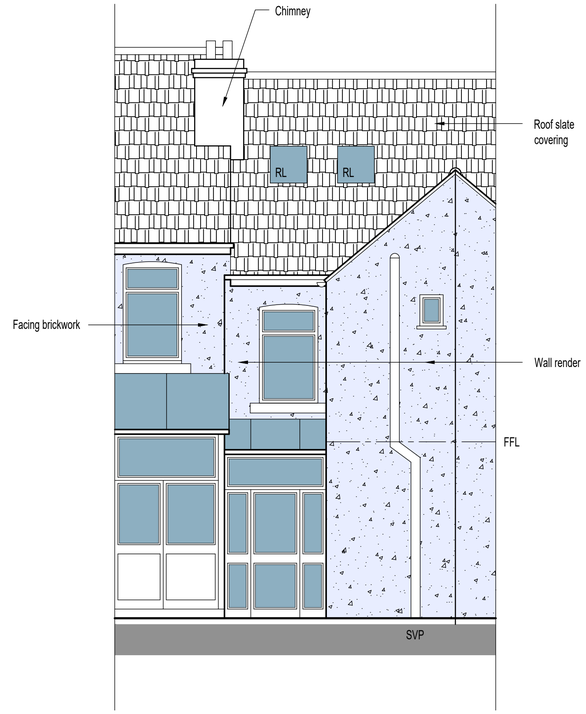

REAR ELEVATION

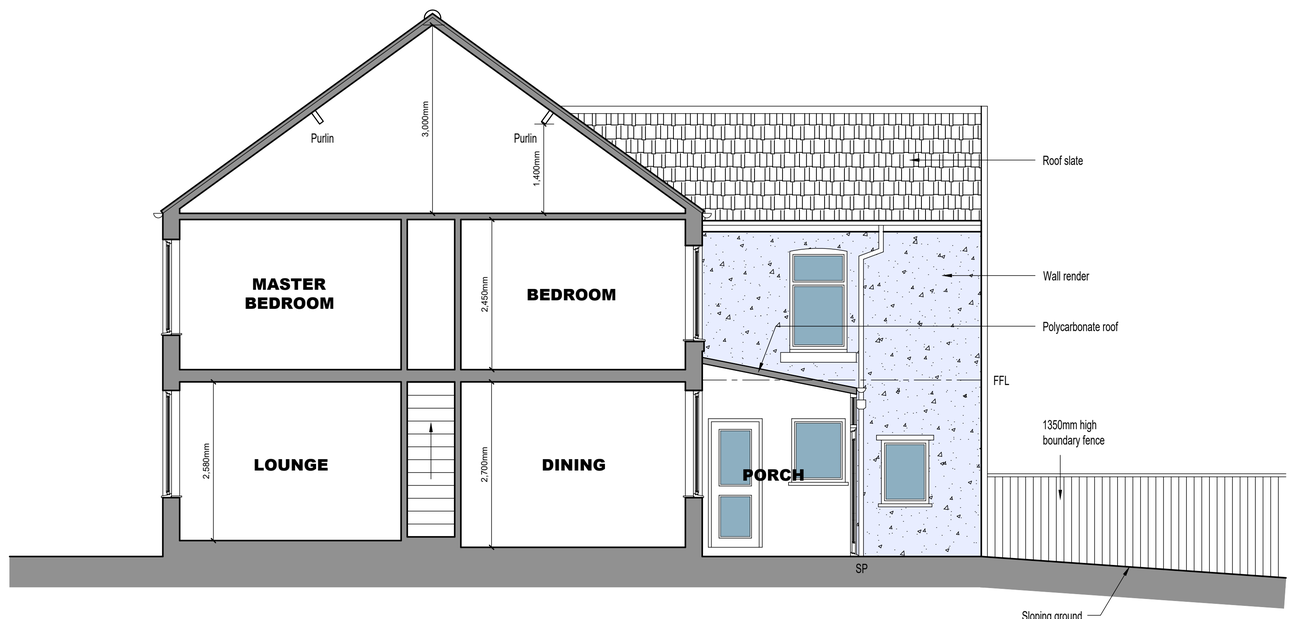

CROSS SECTION / SIDE ELEVATION

0m 0.5m 1.0m 1.5m 2.0m 2.5m

REV:	DATE:	DESCRIPTION:	BY:

ABDS
Architectural Building Design Services
Tel: 07773 899 597
E-mail: abds@abds.biz Web Site: www.abds.biz

PROJECT:
SINGLE STOREY EXTENSION

DRAWING TITLE:
EXISTING FLOOR PLAN & ELEVATIONS

PROJECT ADDRESS:
15 TOADMOOR LANE
AMBERGATE
BELPER. DE56 2GN

CLIENT:
Mr and Mrs Hodgkinson

DATE: November 2026 SCALE: 1:50 FORMAT: A1

DRAWN: CF
CHECKED:
APPROVED:

DRG NO: 2163 / 12
2026 ©
REVISION:
Actual Size
0 10mm

This drawing is copyright of Architectural Building Design Services & cannot be reproduced without written consent